VMTCNC®

数 控 先 锋　豪 迈 领 航

CNC Smart Manufacturing, WMTCNC Leads the Way

www.cncwmt.com　Wechat　Social Media　E-Catalog Download

WMT CNC Industrial Co.,Ltd.

Factory Add: No.67,Liufeng Road,High-tech Zone, Chizhou city, Anhui Province,China
Tel: +86 566 209 1958
Wechat/What's app: +86 139 6593 1142
Email: info@wellmachtool.com grace@wmtcnctool.com
Website: www.cncwmt.com www.wellmachtool.com

池州市豪迈数控机床有限公司

公司地址：安徽省池州市高新区六峰路 67 号
电话：+86 566 209 1958
微信：+86 139 6593 1142
邮箱：info@wellmachtool.com grace@wmtcnctool.com
网址：www.cncwmt.com www.wellmachtool.com

*产品不断改进，若有变更恕不另行通知　*Products are constantly improving and subject to change without prior notice

www.cncwmt.com

VMTCNC

·Professional Manufacturer·

CNC MACHINES



池州市豪迈数控机床有限公司
WMT CNC Industrial Co.,Ltd.

Catalog
2026

ABOUT US
关于我们

集团旗下拥有两大核心制造基地：达斯智能（DAASCNC） 专注于高端自动化加工母机的研发与制造，微米机床（UM） 聚焦小型数控教学设备及传统机床领域。依托全球化市场布局与雄厚技术实力，豪迈数控的产品远销 150 多个国家和地区，广泛应用于汽车、航空航天、电子等高端制造领域，深受全球客户信赖！竭诚欢迎新老客户通力合作，共创辉煌。

WMTCNC Group is a global leading one-stop manufacturer and provider for various manufacturing industrial equipment, integrating R&D, production, sales, and service.

The group owns two core manufacturing bases: DAASCNC, specializing in high-tech automatic machining centers, and UM, focusing on small CNC educational equipment and conventional machines. With a global market expanding and strong technical capabilities, WMTCNC products are popular over 150 countries and regions, widely used in high-tech manufacturing fields such as automotive, aerospace, and electronics,etc, and trusted by customers around the world!



COMPANY HORNOR
公司荣誉

Company Mission
公司使命

WMTCNC links global CNC manufacturing –
Co-creating new value with clients,
Sharing new opportunities with employees,
Shaping new industrial with the world.
豪迈数控链接全球智造 -
与客户共创新价值，
与员工共享新机遇，
与世界共塑新工业

Company Vision
企业愿景

Smart CNC machines
Advancing global industry
智造高精数控机床，
助力全球工业升级



MANUFACTURING ABILITY
制造实力



Three coordinate measuring instrument
三坐标仪检测仪



Laser interferometer
激光干涉仪



Accuracy test
精度测试



Casting Process
铸件处理

Machining equipment
设备加工









CONTENTS
目录

企业
Enterprise

01 . 公司介绍 Company Profile
02 . 公司荣誉 Enterprise Honor
03 . 制造实力 Manufacturing Ability
04 . 产品目录 Contents

产品
Product

05-08 . 龙门加工中心 CNC Gantry-Type Machining Center
09-10 . 数控钻攻中心 CNC Drilling Tapping Center
11-12 . 卧式加工中心 Horizontal Machining Center
13-14 . 立式加工中心 Vertical Machining Center
15-20 . 数控铣床 CNC Milling Machine
21-22 . 数控车 CNC Lathe
23-26 . 走心机 CNC Swiss Lathe
27-34 . 数控斜车 Slant-bed CNC Lathe
35-38 . 数控车削中心 CNC Turn-Mill Machining Center
39-39 . 电子车床 Electrical Lathe Machine
40-42 . 数控平车 Flat-bed CNC Lathe
43 -48 . 数控管螺纹车床 CNC Pipe Threading Lathe
49-50 . 管螺纹车床 Pipe Threading Lathe
51-54 . 数控立车 CNC Vertical Lathe
55-58 . 铣镗床 Milling Boring Machine

龙门加工中心

CNC Gantry-Type Machining Center

龙门机床具有钢性强，结构对称，稳定性高等特点，通过优化基础部件结构，提高产品的动态性能，获取大功率，大扭矩，高效率，高精度加工的完美结合。
适用于船舶，冶金，石油化工，矿山机械，电力能源，工程机械，重工机械等大型、重型加工领域。

The machine tool has the characteristics of strong rigidity, symmetrical mechanism and high stabilitly. By optimizing the structure ofthe basic parts and improving the dynamic performance of the product, Get the perfect combination of high power, high torque, highefficiency and high precision processing.
Suitable for shipbuilding, metallurgy, petrochemical, mining machinery, electric power energy, construction machinery, heavy machinery and other large, heavy processing fields.

GMC4030



可选附件 OPTIONAL ACCESSORIES


主轴中心出水
CTS


方形滑枕
Square sliding ram


对刀仪
Tool Probe


立卧刀库
Vertical and horizontal tool magazine


全封闭光栅尺
Full closed loop grating scale


全自动直角铣
Automatic rectangular milling head


双输出直角铣头
Double-output right-angle milling head

参数	Specification	GMC2014	GMC2514	GMC2519	GMC3019	GMC3022
工作台	Worktable					
工作台尺寸（长 x 宽）	Worktable size(LxW)	1200x2000mm	1200x2500mm	1500x2500mm	1500x3000mm	1800x3000mm
T 型槽（数量 x 宽度 x 间距）	T-slots size(NxWxD)	7-22x140mm	7-22x140mm	9-22x160mm	9-22x160mm	9-28x180mm
行程	Travel					
行程 (X/Y/Z 轴)	X/Y/Z axis Travel	2100/1400/800mm	2600/1400/800mm	2600/1900/900mm	3100/1900/900mm	3200/2500/1000mm
加工范围	Machining range					
龙门立柱间距离	Distance between gantry columns	1400mm	1400mm	1900mm	1900mm	2200mm
主轴端面到工作台距离	Distance from spindle nose to worktable surface	150-950mm	150-950mm	150-1050mm	150-1050mm	200-1200mm
主轴	Spindle					
主轴孔锥度	Spindle taper	BT50-190	BT50-190	BT50-190	BT50-190	BT50-190
主轴功率	Spindle power	15/18.5kw	15/18.5kw	15/18.5kw	15/18.5kw	15-18.5/22-26kw
最高转速	Max. spindle speed	6000rpm	6000rpm	6000rpm	6000rpm	6000rpm
进给	Feed					
最高进给速度	Max. feed speed	8000mm/min	8000mm/min	8000mm/min	8000mm/min	8000mm/min
快速移动速度 (X/Y/Z)	Rapid feed speed(X/Y/Z)	12/12/10m/min	12/12/10m/min	12/12/10m/min	12/12/10m/min	12/12/10m/min
刀库	Tool magazine					
刀库容量	Tool Magazine capacity	24T	24T	24T	24T	24T
定位精度	Positioning accuracy					
定位精度 (X/Y/Z)	Positioning accuracy(X/Y/Z)	0.016/0.015/0.015mm	0.018/0.015/0.015mm	0.018/0.015/0.015mm	0.02/0.015/0.015mm	0.02/0.02/0.018mm
重复定位精度 (X/Y/Z)	Re-positioning accuracy(X/Y/Z)	0.012/0.01/0.01mm	0.012/0.01/0.01mm	0.012/0.01/0.01mm	0.012/0.01/0.01mm	0.012/0.012/0.012mm
外形尺寸	Machine dimension					
长 x 宽 x 高	LxWxH	6300x3800x4700mm	7300x3800x4700mm	7300x4300x4900mm	8300x4300x4900mm	8300x5200x5300mm
重量	Machine weight					
工作台承重	Max. loading of worktable	5000kg	6000kg	7000kg	8000kg	10000kg
净重（约）	Machine weight	15000kg	17500kg	20000kg	23000kg	31000kg

VMTCNC 池州市豪迈数控机床有限公司 www.wellmachtool.com

参数	Specification	GMC4022	GMC4030	GMC4032	GMC5032	GMC6022	GMC6030	GMC6032	GMC6038	GMC8030	GMC8032	GMC8038
工作台	**Worktable**											
工作台尺寸 (长 x 宽)	Worktable size(LxW)	1800x4000mm	2200x4000mm	2500x4000mm	2500x5000mm	1800x6000mm	2200x6000mm	2500x6000mm	3000x6000mm	2200x8000mm	2500x8000mm	3000x8000mm
T 型槽（数量 x 宽度 x 间距）	T-slots size(NxWxD)	9-28x180mm	11*28*200mm	11-28x200mm	11-28x200mm	9-28x180mm	11-28x200mm	11-28x200mm	15-28x200mm	11-28x200mm	11-28x200mm	15-28x200mm
行程	**Travel**											
行程 (X/Y/Z 轴)	X/Y/Z axis Travel	4200/2500/1000mm	4200/3150/1000mm	4200/3400/1200mm	5200/3400/1200mm	6200/2500/1000mm	6200/3150/1000mm	6200/3400/1200mm	6200/4200(*4600,*5800)/1200mm	8200/3150/1000mm	8200/3400/1200mm	8200/4200(*4600,*5800)/1200mm
加工范围	**Machining range**											
龙门立柱间距离	Distance between gantry columns	2200mm	3000mm	3200mm	3200mm	2200mm	3000mm	3200mm	3800(*4200,*5200)mm	3000mm	3200mm	3800(*4200,*5200)mm
主轴端面到工作台距离	Distance from spindle nose to worktable surface	200-1200mm	250-1250mm	250-1450mm	250-1450mm	200-1200mm	250-1250mm	250-1450mm	250-1450mm	250-1250mm	250-1450mm	250-1450mm
主轴	**Spindle**											
主轴孔锥度	Spindle taper	BT50-190	BT50-190	BT50-190	BT50-190	BT50-190	BT50-190	BT50-190	BT50-190	BT50-190	BT50-190	BT50-190
主轴功率	Spindle power	15-18.5/22-26kw	22/26kw	22/26kw	22/26kw	15-18.5/22-26kw	22/26kw	22/26kw	22/26kw	22/26kw	22/26kw	22/26kw
最高转速	Max. spindle speed	6000rpm	6000rpm	6000rpm	6000rpm	6000rpm	6000rpm	6000rpm	4000rpm	6000rpm	6000rpm	4000rpm
进给	**Feed**											
最高进给速度	Max. feed speed	8000mm/min	8000mm/min	8000mm/min	8000mm/min	8000mm/min	8000mm/min	8000mm/min	8000mm/min	8000mm/min	8000mm/min	8000mm/min
快速移动速度 (X/Y/Z)	Rapid feed speed(X/Y/Z)	12/12/10m/min	10/12/10m/min	10/12/10m/min	10/12/10m/min	12/12/10m/min	10/12/10m/min	10/12/10m/min	10/12/10m/min	10/12/10m/min	10/12/10m/min	10/12/10m/min
刀库	**Tool magazine**											
刀库容量	Tool Magazine capacity	24T	24T	24T	24T	24T	24T	24T	24T	24T	24T	24T
定位精度	**Positioning accuracy**											
定位精度 (X/Y/Z)	Positioning accuracy(X/Y/Z)	0.025/0.02/0.018mm	0.025/0.02/0.02mm	0.025/0.025/0.02mm	0.035/0.025/0.02mm	0.04/0.02/0.018mm	0.04/0.02/0.02mm	0.04/0.025/0.02mm	0.04/0.03/0.02mm	0.05/0.02/0.02mm	0.05/0.025/0.02mm	0.05/0.03/0.02mm
重复定位精度 (X/Y/Z)	Re-positioning accuracy(X/Y/Z)	0.016/0.012/0.012mm	0.016/0.014/0.013mm	0.016/0.018/0.014mm	0.025/0.018/0.014mm	0.026/0.012/0.012mm	0.025/0.014/0.013mm	0.03/0.018/0.014mm	0.03/0.025(0.26/0.26)/0.014mm	0.035/0.014/0.013mm	0.035/0.018/0.014mm	0.035/0.025/0.014mm
外形尺寸	**Machine dimension**											
长 x 宽 x 高	LxWxH	10200x5200x5300mm	10300x5800x5600mm	11000x6300x5400mm	13000x6300x5400mm	14200x5200x5300mm	14500x5800x5600mm	15000x6300x5400mm	15000x7600x6200mm	19000x5800x5600mm	20000x6300x5400mm	20000x7600x6200mm
重量	**Machine weight**											
工作台承重	Max. loading of worktable	12000kg	15000kg	22000kg	26000kg	15000kg	22000kg	30000kg	35000kg	30000kg	38000kg	40000kg
净重（约）	Machine weight	35000kg	45000kg	52000kg	59000kg	44000kg	57000kg	68000kg	75000kg	71000kg	85000kg	90000kg

数控钻攻中心

CNC Drilling Tapping Center

完美的结构设计，高刚性、高精度、高稳定
Perfect structural design , High rigidity, high precision, high stability

- 主要机器结构件采用高级米汉纳铸。经 2 次退火处理。
-1G 加速度，从 0~60 米 / 分只需 0.21 秒。
- 主轴头无配重，进给更灵敏、更精准。
-200 公升水槽，后方排屑，后斜式底座设计，排屑迅速。

-Main machine components are made of high-grade Meehanite castings. After twice annealing treatment.
-1G acceleration, from 0 to 60 m/min in just 0.21 seconds.
-The spindle head has no counterweight, and the feed is more sensitive and more accurate.
-200-liter water tank, rear chip removal, rear inclined base design, and rapid chip removal.



DT600



DT700

性能特点 Features:

- 直结式高速主轴 BT30，20,000rpm
- 主轴具 T1DD 热源阻隔设计
- 三轴全线轨
-X、Y、Z 轴快移速度 48 米 / 分
-14 支刀飞碟式刀库
- 快速换刀 1.8 秒
- 圆盘式刀库 (选配)

-Direct-drive high-speed spindle BT30, 20,000rpm.
-Spindle with T1DD heat source isolation design.
-Three-axis are all linear rails.
-X, Y, Z axis with fast moving speed 48 m/min.
-14pcs flying saucer-type tool magazine.
-Quick tool change 1.8 seconds
-Disc-type tool magazine is optional.



参数	Specification	DT600	DT700
工作台	Worktable		
工作台尺寸（长 x 宽）	Worktable size(LxW)	700x420mm	800x420mm
T 型槽（数量 x 宽度 x 间距）	T-slots size(NxWxD)	3-14x125mm	3-14x125mm
行程	Travel		
行程 (X/Y/Z 轴)	X/Y/Z axis travel	600/400/350mm	700/400/350mm
加工范围	Machining range		
主轴端面至工作台面距离	Distance from spindle nose to worktable surface	145-495mm	145-495mm
主轴中心至立柱导轨距离	Distance from spindle center to column	445mm	445mm
主轴	Spindle		
主轴孔锥度	Spindle taper	BT30-100	BT30-100
主轴功率	Spindle power	3.7/5.5kw	3.7/5.5kw
最高转速	Max.spindle speed	20000rpm	20000rpm
进给	Feed		
快速移动速度 (X/Y/Z)	Rapid feed speed(X/Y/Z)	48/48/48m/min	48/48/48m/min
丝杠规格	Ball screw		
X/Y/Z 轴滚珠丝杆	X/Y/Z axis ball screw	Ø32/P16/C3	Ø32/P16/C3
定位精度	Positioning accuracy		
定位精度 (X/Y/Z)	Positioning accuracy(X/Y/Z)	±.005/300mm	±.005/300mm
重复定位精度 (X/Y/Z)	Re-positioning accuracy(X/Y/Z)	±.003/300mm	±.003/300mm
外形尺寸	Machine dimension		
长 x 宽 x 高	LxWxH	1550x2700x2500 mm	1550x2700x2500 mm
重量	Machine weight		
工作台最大承载重量	Max. loading of worktable	300kg	300kg
机床重量（约）	Machine weight	2400kg	2500kg

卧式加工中心

Horizontal Machining Center

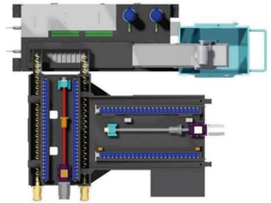

三台自动排屑机

两个螺旋式排屑机在工作期间将碎屑从机器内部移动到外部链式排屑机，外部排屑机将碎屑转移到切屑槽。清理碎屑的整个过程平稳高效，降低机身发热，避免机身热变形。

Three Automatic chip conveyors

Two screw type conveyors move the chips from inside machine to outside chain type conveyor during working, and the outside chip conveyor transfer the chips to chips tank.
The whole process of cleanning the chips is smooth and efficient, reducing machine main body heat, avoiding machin body heat distortion.



主轴电机功率 : 15/18.52Kw
主轴转速 : 6000 转 / 分
扭矩 : 143Nm
Spindle motor power: 15/18.52Kw
Spindle speed: 6000rpm
Torque: 143Nm



BT50，24 位圆盘式刀库由台湾专业刀具制造商 OKADA 和 POJU 制造。
BT50, 24 position Arm type tool magazine are made by OKADA and POJU who are Professional tool manufacturers in Taiwan



BT50 型刀架
最大刀具直径 Φ112mm-Φ200mm
Tool holder type BT50
Max. Tool Dia.Φ112mm (continue)
Φ200mm (Empty)



所有滚珠丝杠都使用标准的日本和德国品牌轴承
Standard JAPAN and GERMANY brand



顶级台湾品牌滚珠丝杆 & 直线导轨
双螺母 C3 级研磨滚珠丝杠
螺杆直径 * 螺距：40*12/40*12/50*12
TOP TAIWAN brand Ball screw & linear guideway
Double nuts C3 level grinded ball screws
Screw diameter* pitch: 40*12/40*12/50*12



三轴滚柱式直线导轨
三轴滑块承重块数量：4/4/4
Roller type linear rails for three axis
Three axis slide load block quantity:

HMC630A



HMC630A

可选附件 OPTIONAL ACCESSORIES



链式刀库 40 把
CHAIN TYPE TOOL MAGAZINE



发那科 / 西门子系统
FANUC/SIEMENS CNC SYSTEM



光栅尺
LINEAR SCALE



主轴中心出水
CTS



ZF/BF/GTP 齿轮箱
ZF/BF/GTP GEAR BOX



0.001 度分度旋转台
0.001 DEGREE INDEXING



雷尼绍对刀仪
RENISHAW TOOL

参数	Specification	HMC630A(Inverted T)	HMC63(Positive T)	HMC800	HMC1000	HMC630P
工作台	Worktable					
工作台尺寸（宽 × 长）	Worktable size (W×L)	630×700mm	630×700mm	800×800mm	1000×1000mm	630×700mm
台面形式	Workpiece clamping type	24×M16	24×M16	24×M16	24×M16	24×M16
工作台交换时间	Changing time of worktables	N/A	N/A	N/A	N/A	35s
工件回转直径	Rotary diameter of workpiece	1380mm	1400mm	1750mm	1750mm	950mm
行程	Travel					
X/Y/Z 轴行程	X/Y/Z axis travet	1050/750/900mm	1050/750/900mm	1600/1000/1000mm	1600/1000/1000mm	1050/750/900mm
主轴中心线至工作台面距离	Distance from spindle center to worktable surface	120-870mm	120-870mm	160-1160mm	120-1120mm	0-750mm
工作台中心至主轴端面距离	Distance from worktable center to spindle nose	130-1030mm	130-1030mm	200-1200mm	200-1200mm	130-1030mm
主轴	Spindle					
主轴孔锥度	Spindle hole taper	BT50	BT50	BT50	BT50	BT50
最高转速	Spindle speed range	5300rpm	5300rpm	6000rpm	6000rpm	6000rpm
驱动方式（主轴）	Drive type (Spindle)	Belt type	Belt type	Belt type	Belt type	Belt type
主轴功率	Spindle power	15/18.5kw	15/18.5kw	15/18.5kw	15/18.5kw	15/18.5kw
进给	Feed					
X/Y/Z 轴快速移动速度	X/Y/Z axis rapid feed speed	24/24/24m/min	32/32/32m/min	24/24/24m/min	24/24/24m/min	24/24/24m/min
B 轴快速移动速度	B axis rapid feed speed	10m/min	10m/min	10m/min	10m/min	10m/min
刀库	Tool magazine					
刀库类型	Tool magazine model	Manipulator	Manipulator	Manipulator	Manipulator	Manipulator
容量	Capacity	24T	24T	24T	24T	24T
最大刀具重量	Max. tools weight	15kg	18kg	15kg	15kg	15kg
最大刀具长度	Max. tools length	350mm	550mm	300mm	300mm	300mm
换刀时间	Tool change time	5.5s	5.5s	5.5s	5.5s	5.5s
定位精度 (国家标准)	Positioning accuracy (GB standard)					
定位精度（X/Y/Z）	Positioning accuracy (X/Y/Z)	±0.010mm	±0.010mm	±0.012mm	±0.012mm	±0.010mm
重复定位精度（X/Y/Z）	Re-positioning accuracy(X/Y/Z)	±0.006mm	±0.006mm	±0.008mm	±0.008mm	±0.006mm
B 轴分度精度	B axis division accuracy	10"	10"	12"	12"	10"
B 轴重复分精度	B axis re-division accuracy	5"	5"	6"	6"	5"
外形尺寸	Machine Size					
长 × 宽 × 高	L×W×H	4800x3200x2950mm	5000×3720×3000mm	5600x4075x3180mm	5600x4075x3180mm	5770×3200×2850mm
重量	Machine weight					
工作台最大承重	Max. loading of worktable	1200kg	1200kg	1200kg	1500kg	950kg
机器重量（约）	Machine weight	12000kg	12000kg	17000kg	18000kg	14000kg

立式加工中心

Vertical Machining Center

通用模具加工 General mold processing

随机附件：

①全封闭防护罩
②台湾主轴 8000 转
③圆盘式刀库 24 把（VMC600L/VMC650L 除外）
④刚性攻丝
⑤以太网和 USB 接口
⑥自动润滑系统
⑦冷却系统
⑧ LED 工作灯
⑨三色报警灯
⑩电子手轮
⑪工具箱
⑫平行垫铁
⑬手持气枪
⑭使用说明书

Standard accessories:

① Full cover
② Taiwan spindle 8000rpm
③ 24pcs Disk type tool magazine (Except VMC600L/VMC650L)
④ Rigid tapping
⑤ Ethernet and USB interface
⑥ Automatic lubrication system
⑦ Coolant system
⑧ LED working lamp
⑨ Tri-Color Alarm Light
⑩ Electrical handwheel (MPG)
⑪ Tool box
⑫ Leveling bolts and blocks
⑬ Air gun
⑭ User manual

特殊附件：

①第四 / 五轴数控转台
②台湾主轴 10000 转
③直连主轴 12000 转
④主轴油冷
⑤主轴中央出水
⑥工件测量仪
⑦对刀仪
⑧油雾收集器
⑨撇油器
⑩排屑机

Optional accessories:

① 4th/5th axis CNC rotary table
② Taiwan spindle 10000rpm
③ Direct drive spindle 12000rpm
④ Spindle oil cooler
⑤ CTS coolant through spindle
⑥ Workpiece probe
⑦ Tool probe
⑧ Oil mist collector
⑨ Oil skimmer
⑩ Chain type chip conveyor

工件 FINISHED WORKPIECES







VMC650L　VMC1160L

VMC850L　VMC1370L



VMC1370L



参数	Specification	VMC650L	VMC850L	VMC855L	VMC1050L	VMC1160L	VMC1370L	VMC1580L
工作台	Worktable							
工作台尺寸（长×宽）	Worktable size (L×W)	900×400mm	1000×500mm	1000×550mm	1000×500mm	1200×600mm	1400×700mm	1600×800mm
T 型槽（数量×宽度×间距）	T-slots size (N×W×D)	5-16x75mm	5-18x90mm	5-18x90mm	5-18x90mm	5-18x100mm	5-18x110mm	7-22x110mm
行程	Travel							
行程 (X/Y/Z 轴)	X/Y/Z axis travel	650/450/500mm	800/500/500mm	800/550/550mm	1000/500/500mm	1100/600/600mm	1300/700/700mm	1500/800/700mm
加工范围	Machining range							
主轴中心至立柱导轨距离	Distance from spindle center to column	460mm	550mm	595mm	550mm	650mm	750mm	855mm
主轴端面至工作台面距离	Distance from spindle nose to worktable surface	120-620mm	120-620mm	120-670mm	120-620mm	120-720mm	110-810mm	190-890mm
主轴	Spindle							
主轴孔锥度	Spindle taper	BT40	BT40	BT40	BT40	BT40	BT40	BT40/BT50
主轴功率	Spindle power	5.5/7.5kw	7.5/11kw	7.5/11kw	7.5/11kw	11/15kw	11/15kw	11/15kw
最高转速	Max. spindle speed	8000rpm	8000rpm	8000rpm	8000rpm	8000rpm	8000rpm	8000/6000rpm
进给	Feed							
最高切削进给速度	Max. cutting feed speed	10m/min	10m/min	10m/min	10m/min	10m/min	10m/min	10m/min
快速移动速度 (X/Y/Z)	Rapid feed speed (X/Y/Z)	20/20/12m/min	24/24/20m/min	24/24/20m/min	24/24/20m/min	24/24/20m/min	24/24/20m/min	24/24/20m/min
滚珠丝杆（直径 + 导程）	Ball screw (diameter+lead)							
X/Y/Z 轴滚珠丝杆	X/Y/Z axis ball screw	4012	4016	4016	X:4012/Y.Z:4016	4012	4512	5010
刀库	Tool magazine							
刀库容量	Tool magazine capacity	16/*24T	24T	24T	24T	24T	24T	24T
刀库最大允许长度	Max. length of tool	300mm	300mm	300mm	300mm	300mm	300mm	300mm
换刀时间	Tool change time	7/1.5s	1.5s	1.5s	1.5s	1.5s	1.5s	1.5s
定位精度(国家标准)	Positioning accuracy (GB standard)							
定位精度 (X/Y/Z)	Positioning accuracy (X/Y/Z)	±0.005mm	±0.005mm	±0.005mm	±0.005mm	±0.005mm	±0.006mm	±0.006mm
重复定位精度(X/Y/Z)	Re-positioning accuracy(X/Y/Z)	±0.003mm	±0.003mm	±0.003mm	±0.003mm	±0.003mm	±0.004mm	±0.004mm
外形尺寸	Machine dimension							
长 × 宽 × 高	L×W×H	2300×2200×2400mm	2750×2300×2700mm	2800×2300×2700mm	2900×2300×2700mm	3300×2350×2900mm	3400×2900×3800mm	4100×3000×3900mm
重量	Machine weight							
工作台最大承载重量	Max. loading of worktable	400kg	500kg	600kg	500kg	800kg	1000kg	1500kg
机床重量 (约)	Machine weight	3800kg	5300kg	5500kg	5400kg	6200kg	8200kg	13000kg

Note: "*" means optional.

数控铣床

CNC Milling Machine



第四轴
4th Axis (Optional)



第五轴
5th Axis(optional)

随机附件 Standard accessories

①全封闭防护罩 ① Full cover
②台湾主轴 8000 转 ② Taiwan spindle 8000rpm
③斗笠式刀库 ③ Umbrella type tool magazine
④刚性攻丝 ④ Rigid tapping
⑤以太网和 USB 接口 ⑤ Ethernet and USB interface
⑥自动润滑系统 ⑥ Automatic lubrication system
⑦冷却系统 ⑦ Coolant system
⑧ LED 工作灯 ⑧ LED working lamp
⑨三色报警灯 ⑨ Tri-color alarm light
⑩电子手轮 ⑩ Electrical handwheel (MPG)
⑪工具箱 ⑪ Tool box
⑫平衡垫铁 ⑫ Leveling bolts and blocks
⑬手持气枪 ⑬ Air gun
⑭使用说明书 ⑭ User manual

特殊附件 Optional accessories

①第四轴数控分度头 ① 4th axis dividing head
②主轴 10000 转 ② Spindle speed 10000rpm
③主轴油冷 ③ Spindle oil cooler
④电气柜热交换器 ④ Heat exchanger of electric cabinet
⑤对刀仪 ⑤ Tool probe
⑥排屑机 ⑥ Chain type chip conveyor



XH7122

XH7126



XH7122 XH7126

XH7132 XH7136





参数	Specification	XH7122	XH7126	XH7132	XH7136
工作台	Worktable				
工作台尺寸（长 x 宽）	Worktable size(LxW)	700x210mm	800x260mm	800x320mm	1250x360mm
T 型槽（数量 × 宽度 × 间距）	T-slot (NxWxD)	4-14×45mm	3-16x75mm	3-16x100mm	3-18x80mm
行程	Travel				
X/Y/Z 轴行程	X/Y/Z axis travel	360/260/440mm	500/320/450mm	600/400/450mm	900/350/500mm
加工范围	Machining range				
主轴中心到立柱的距离	Distance from spindle center to column	270mm	360mm	400mm	460mm
主轴端面到工作台表面的距离	Distance from spindle nose to worktable surface	75-520mm	90-540mm	100-550mm	100-600mm
主轴	Spindle				
主轴锥度	Spindle taper	BT30	BT40	BT40	BT40
主轴功率	Spindle power	2.2kw	3.7kw/5.5kw	5.5kw/7.5kw	5.5kw
最大主轴转速	Max.spindle speed	8000rpm	8000rpm	8000rpm	8000rpm
进给	Feed				
最大进给速度	Max.feed speed	18m/min	10m/min	10m/min	10m/min
快速移动速度（X/Y/Z）	Rapid feed speed(X/Y/Z)	10/10/10/min	15/15/15m/min	20/20/18m/min	10/10/8m/min
功率	Power				
进给伺服电机扭矩（X/Y/Z 轴）	AC servo motor torque(X/Y/Z)	6/6/6N.m	6/6/15N.m	7.7/7.7/15N.m	7.7/7.7/15N.m
X/Y/Z 轴进给电机功率	X/Y/Z feed motor power	0.75/0.75/1kw	1/1/2kw	1.5/1.5/2kw	1.5/1.5/2kw
额定功率	Rated power	4.5kw	8kw	11kw	11kw
滚珠丝杠（直径 + 导程）	Ball screw(diameter+lead)				
X/Y/Z 轴滚珠丝杆	X/Y/Z axis ball screw	2505	2510	3210	X-3206,YZ-4006
刀库	Tool magazine				
刀库容量	Tool magazine capacity	8T/12T(optional)	12T	16T	16T
刀具最大长度	Max.length of tool	175mm	200mm	200mm	200mm
换刀时间（T-T）	Tool change time(T-T)	7s	7s	7s	7s
定位精度（国家标准）	Positioning accuracy (GB standard)				
定位精度（X/Y/Z）	Positioning accuracy (X/Y/Z)	±0.02mm	±0.02mm	±0.01mm	±0.02mm
重复定位精度（X/Y/Z）	Re-positioning accuracy(X/Y/Z)	±0.01mm	±0.01mm	±0.005mm	±0.01mm
机器尺寸	Machine dimension				
长 x 宽 x 高	LxWxH	1470x1550x2080mm	2100x1850x2250mm	2200x1950x2300mm	3000x2150x2450mm
重量	Machine weight				
工作台最大承载重量	Max.loading of worktable	200kg	200kg	300kg	350kg
机床重量（约）	Machine weight	1300kg	2200kg	2400kg	3500kg

数控铣床

CNC Milling Machine



XK7116

XK7116

随机附件

①数控 After 系统
②半防护罩（仅限 XK7124）
③ 8 把斗笠式刀库仅限 XK7116）
④冷却系统
⑤自动润滑系统
⑥ LED 工作灯
⑦三色报警灯
⑧电子手轮
⑨工具箱
⑩使用说明书

Standard accessories

① CNC controller After type
② Half cover(For XK7124）
③ 8 pcs umbrella type tool magazine(For XK7116)
④ Coolant system
⑤ Auto lubrication system
⑥ LED working lamp
⑦ Tri-Color Alarm Light
⑧ Electrical handwheel (MPG)
⑨ Tool box
⑩ User manual

参数	Specification	XK7116
工作台	**worktable**	
工作台尺寸（长 x 宽）	Worktable size(LxW)	600x163mm
T 型槽（数量 x 宽度 x 间距）	T-slot (N×W×D)	3-12x50mm
行程	**Travel**	
行程（X/Y/Z）	X axis travel(X/Y/Z)	350/160/400mm
加工范围	**Machining range**	
主轴轴线至立柱导轨距离	Spindle center to column distance	161mm
主轴端面至工作台面距离	Distance from spindle nose to worktable surface	476.4mm
主轴	**Spindle**	
主轴孔锥度	Spindle taper	BT30
主轴功率	Main motor power	3.7kw
主轴冷却方式	Coolant system	liuquid cooling
主轴换刀类型	Change tool way	Pnumetic
快速移动速度（X/Y/Z）	Rapid feed speed(X/Y/Z)	8/8/8 m/min
主轴最高转速	Max.spindle speed	18000rpm
进给	**Feed**	
进给伺服电机扭矩（X/Y/Z）	AC servo motor torque (X/Y/Z)	2.4n.m/2.4n.m/4n.m
滚珠丝杆（直径 + 导程）	**Ball screw (diameter+lead)**	
XY 轴导轨	XY Linear guideway	(Taiwan HIWIN)15mm
Z 轴导轨	Z linear guideway	(Taiwan HIWIN)20mm
X 轴滚珠丝杠	X axis ball leadscrew	(Taiwan TBI)1605
YZ 轴滚珠丝杠	YZ axis ball leadscrew	(Taiwan TBI)2005
刀库	**Tool magazine**	
刀库类型	ATC Type	Umbrella type
刀库容量	Capacity of ATC	8T
功率	**Power**	
空压机压力	Air compressor pressure	12L
润滑泵容量	Lubricating pump capacity	1L
工作灯功率	Working light	10w
水泵功率	Cooling pump	40w
数控系统	Controller system	After18i//GSK980MDc/Siemens 808Da
尺寸	**Size**	
外形尺寸	Machine size	1820x1140x2100mm
（长 x 宽 x 高）	(LxWxH)	
机器重量	Machine weight	900kg/1000kg



AFTER CNC CONTROLLER
阿尔法特数控系统



MT Spindle
莫氏主轴



CNC-M45

随机附件：

①国产 AFTER990MDCa 控制器
②三轴伺服电机
③台湾 TBI 丝杠
④三轴硬轨
⑤汇川变频器
⑥德国 BKD 轴承
⑦无线电子手轮
⑧自动冷却系统
⑨数显深度尺
⑩润滑系统
⑪备份 U 盘

Standard accessories:

① Domestic AFTER990MDCa controller
② 3 axis servo motor type
③ Taiwan TBI leadscrew
④ 3-axis hard guideway
⑤ Inovance inverter
⑥ Germany BKD bearings
⑦ Wireless electronic handwheel
⑧ Auto cooling system
⑨ Spindle depth gauge display
⑩ Lubrication system
⑪ USB backup

参数	Specification	CNC-M45
最大钻孔直径	Max. drilling capacity	45mm
最大铣削直径	Max. milling diameter	80mm
最大攻丝直径	Max. tapping capacity	20mm
主轴端距离工作台最大距离	Distance from spindle nose to table	530mm
X 轴行程	X-axis travel	630mm
Y 轴行程	Y-axis travel	265mm
Z 轴行程	Z-axis travel	460mm
工作台尺寸	Table size	1000x240mm
主轴中心到立柱导轨面的距离	Distance from spindle to column	291mm
主轴套筒行程	Spindle sleeve travel	130mm
主轴锥度	Spindle taper	MT4/MT3/R8
主轴电机功率	Spindle motor power	1.5kw
主轴电机电压	Spindle motor voltage	AC 220V Single phase
进给电机（X/Y/Z）	Feed motor(X/Y/Z)	X/Y axis servo 750w+Z axis servo 1000w
丝杆 XYZ	Leadscrew(X/Y/Z)	2005/2505/2505
主轴转速	Spindle speed (two gears +	0-2600PRM
（两档齿轮 + 无极调速）数控系统	stepless speed regulation)CNC system	AFTER 990MDCa
包装箱尺寸	Packing Size	1450x1150x1618mm
毛净重	N.W/G.W	490KG/520kg

数控铣床 CNC Milling Machine

教学和金属加工 Educational And Metal Processing



XK7113C

XK7113D



XK7113A

XK7113C

随机附件

①双头扳手
②油壶
③手轮 (仅 AB 款)
④内六角扳手
⑤工具箱及工具
⑥螺丝刀

Standard accessories

① Wrenches
② Oil gun
③ Handwheel(For A/B)
④ Allen wrench
⑤ Toolbox with tools
⑥ Screw driver

特殊附件

①第四轴数控分度头
②工作灯
③冷却系统
④对刀仪
⑤电子手轮
⑥绝对值伺服电机
⑦广数 / 西门子系统

Optional accessories

① 4th axis dividing head
② Working lamp (Standard for C/D)
③ Coolant system (Standard for C/D)
④ Tool probe
⑤ Electric handwheel
⑥ Absolute servo motor
⑦ GSK/Siemens CNC Controller



电主轴
12000rpm electric spindle



带表式对刀仪
Z axis tool setting



电子手轮
Electric handwheel



GSK/ 西门子数控系统
GSK/Siemens

参数	Specification	XK7113A/B	XK7113C	XK7113D
工作台	worktable			
工作台尺寸（长 × 宽）	Worktable size (L×W)	400x140mm	400x140mm	400x140mm
T 型槽（数量 × 宽度 × 间距）	T-slots size (N×W×D)	3-12/40mm	3-12/40mm	3-12/40mm
行程	Travel			
X 轴行程	X axis travel	210mm	210mm	210mm
Y 轴行程	Y axis travel	120mm	120mm	120mm
Z 轴行程	Z axis travel	200mm	200mm	200mm
加工范围	Machining range			
最大钻孔直径	Max. drilling dia.	13mm	16mm	13mm
最大铣削直径	Max. milling dia.	13mm	16mm	13mm
最大攻丝直径	Max. tapping dia.	N/A	M8	N/A
主轴	Spindle			
主轴中心至立柱导轨距离	Distance from spindle center to column	189mm	194mm	200mm
主轴端面至工作台面距离	Distance from spindle nose to worktable surface	205mm	215mm	215mm
主轴转速	Spindle speed	3000rpm	3000rpm	12000rpm
主轴锥度	Spindle taper	ER20	ER25	ER20
主轴功率	Spindle power	400w	1.2kw	2.2kw
主电机类型	Main motor type	Brushless motor	Servo motor	Frequency motor
进给	Feed			
进给电机扭矩（X/Y/Z 轴）	Feeding motor torque(X/Y/Z)	2.6/2.6/3.2 N.m	2.0/2.0/3.0 N.m	2.0/2.0/3.0 N.m
进给电机类型	Feeding motor type	Stepper motor with open loop	Stepper motor with closed loop, Z axis with brake	Stepper motor with closed loop, Z axis with brake
数控操作系统	CNC controller system	Mach 3	After-CNC 1500MDC	After-CNC 1500MDC
尺寸	Size			
外形尺寸（长 x 宽 x 高）	Overall size(LxWxH)	590x590x780mm	1150*650*1560mm	1150*650*1560mm
净重 / 毛重	N.W/G.W	90/115kg	310/330kg	310/330kg

XK7113A/B 性能特点 Features:

♦ 占地面积小、性价比高
♦ 主轴噪音小、精度高
♦ 适合加工各类软金属
♦ P.C 电脑方便操作
♦ 适合教学模型加工
♦ DIY 爱好者的最佳选择

♦ Small size and cheap price
♦ Lower noise and high precision
♦ Suitable for soft metal material processing
♦ Easy operation by P.C
♦ Popular for education training and mould machining
♦ Best choice for hobby users

XK7113C 性能特点 Features:

♦ 伺服主电机
♦ 可以加工铸铁、钢件等硬金属
♦ 主轴噪音小、精度高
♦ 系统式坚排面板，操作方便稳定
♦ 刚性攻丝功能
♦ 批量加工、模具制造

♦ Servo main motor
♦ Suitable for casting and steel processing
♦ Low noise and high accaracy
♦ Vertical controller panel with easy operation and beauty
♦ Rigid tapping function
♦ Suitable for mould machining and production in lots

XK7113D 性能特点 Features:

♦ 12000rpm 高速电主轴
♦ 高速雕刻功能
♦ 可以加工铸铁、钢件等硬金属
♦ 主轴噪音小、精度高
♦ 系统式坚排面板，操作方便稳定
♦ 批量加工、雕刻、模具制造

♦ 12000rpm high-speed electrical spindle unit
♦ With engraving function
♦ Suitable for casting and steel processing
♦ Low noise and high accaracy
♦ Vertical controller panel with easy operation and beauty
♦ Suitable for mould machining and production in lots and engraving

数控车床

CNC Lathe

教学和金属切削
Educational And
Metal Processing



安全门锁
PLC Door Switch



四工位电动刀架
4 position electric toolpost



自动润滑
Auto lubrication



5C 气动弹簧夹头
Pneumatic Spring 5C Collet



CNC180

CNC210



CNC210

CNC210 性能特点 Features:

- X/Z 进给电机和主电机：伺服电机
- 抽屉式床脚
- 体积小、价格低
- 噪音低、精度高
- 适用于教学培训和模具加工

- X/Z feeding motor and main motor: servo motor.
- Machine stand with drawer.
- Small size and cheap price.
- Lower noise and high precision.
- Suitable for educational training and mould machining.





参数	Specification	CNC180	CNC210
加工能力	Capacity		
床身上最大回转直径	Max. swing over bed	180mm	210mm
两顶尖距离	Distance between centers	300mm	400mm
床身宽度	Rail width	100mm	100mm
主轴	Spindle		
主轴孔径	Spindle bore dia.	21mm	26mm
主轴锥度	Spindle taper	MT3	MT4/5C(Optional)
主轴转速范围	Spindle speed range	50-2500rpm	3000rpm
进给轴	Axis		
X 轴行程	X-axis travel	100mm	105mm
Z 轴行程	Z-axis travel	180mm	270mm
X 轴快移速度	X rapid speed	1500mm/min	3000mm/min
Z 轴快移速度	Z rapid speed	1500mm/min	3000mm/min
电机	Motor		
主轴电机功率	Spindle motor power	750W, 220V/ 1Ph/50Hz	1.2kw
主轴电机类型	Main motor type	Brushless motor	Srevo motor
操作系统	Controller system	Linux	After 990TDB
X 轴电机扭矩	X motor torque	1.5N.m	2.4N.m
Z 轴电机扭矩	Z motor torque	2.0N.m	2.4N.m
最小设定单位	Min. setting unit	0.001mm	0.001mm
刀架形式	Turret		
刀架形式	Type	Manual type	Electric type
刀位数	No. of tool stations	4 position	4 position
刀具最大截面	Max. section of tool	8x8mm	12x12mm
尾座	Tailstock		
尾座套筒直径	Tailstock sleeve dia	20mm	22mm
尾座套筒行程	Tailstock sleeve tavel	55mm	50mm
尾架套筒锥度	Tailstock sleeve taper	MT2	MT2
机床规格	Machine Dimensions		
包装尺寸（不含床脚）	Packing size(without stand)	980X632X520mm	1170X700X860mm
外形尺寸	Overall size	1150X755X700mm	1300X800X1500mm
净重（不含床脚）	N.W(without stand)	103kg	200kg
净重	N.W	123kg	230kg

CNC210 随机附件

①三爪卡盘
②四工位电动刀架
③手动润滑系统
④冷却系统
⑤工作灯
⑥工具及工具箱

CNC210 Standard accessories

① Manual 3-jaw chuck
② 4 position electric toolpost
③ Manual lubrication system
④ Cooling system
⑤ Working lamp
⑥ Tool box with tools

CNC210 特殊附件

① 床脚
② GSK980TDc 系统
③ 西门子 808D 系统
④ 5C 气动弹簧夹头
⑤ 自动润滑
⑥ 安全门锁

CNC210 Optional accessories

① Machine stand
② GSK980TDc CNC Controller
③ Siemens 808D CNC Controller
④ Pneumatic Spring 5C Collet
⑤ Auto lubrication
⑥ PLC door switch

走心机

CNC Swiss Lathe

性能特点 Features:

- 刀具数量多，刀具交换快速
- 能加工超细长的各种零件
- 动力头满足车削、铣削复合化加工的需求（动力头可选配）
- 合理布局，外形小巧占地面积少

- A large number of cutting tools,fast tool exchange
- It can process various parts with ultra-fine length
- Live tools meet the requirements of turning and milling(Live tools as optional)
- Reasonable layout with small shape and footprint

CK1303



CK0703



CK1303



CK203











参数	Specification	CK0703	CK1303	CK203
加工能力	Capacity			
最大棒料直径	Max. Bar Dia.	Φ7mm	Φ13mm	Φ20mm
最大工件长度	Max length of workpiece	150mm	180mm	330mm
导轨类型	Slide guide mode	Linear Guide Rail	Linear Guide Rail	Linear Guide Rail
主轴	Spindle			
主轴孔径	Spindlle bore	Φ8mm	Φ14mm	Φ21mm
钻孔主轴尺寸	Drilling Spindle Size	ER8/12mm	ER11/16mm	ER11/20mm
数控系统	CNC controller model	YZ150	YZ190	YZ190
主轴转速	Spindle speed	0-5000r/min	0-5000r/min	0-6000r/min
主轴中心距地面的高度	The height of spindle center from ground	890mm	980mm	980mm
进给轴	Axis			
X 轴行程	X axis travel	38mm	60mm	80mm
Y 轴行程	Y axis travel	80mm	200mm	150mm
Z 轴行程	Z axis travel	150mm	180mm	330mm
X/Y/Z 轴快速进给速度	X/Y/Z Axis rapid feed speed	15/15/15m/min	24m/min	20m/min
切削速度	Cutting speed	1-4000mm/min	1-4000mm/min	1-4000mm/min
刀架形式	Tool post			
排刀数	Gang tool	12 Nos.	10 Nos.	14 Nos.
正面钻孔数	Front drilling	3 Nos.	4 Nos.	4 Nos.
车削工具	Turning tool	8 Nos.	6 Nos.	10 Nos.
刀具尺寸	Tool size	8x8mm	10x10mm	12x12mm
电机	Motor			
最小设定单位	Min. setting unit	0.001mm	0.001mm	0.001mm
X 轴脉冲当量	X Axis Pulse Equivalent	0.0005mm	0.0005mm	0.0005mm
Y 轴脉冲当量	Y Axis Pulse Equivalent	0.001mm	0.001mm	0.001mm
Z 轴脉冲当量	Z Axis Pulse Equivalent	0.001mm	0.001mm	0.001mm
最大编程尺寸	Max. Programming size	±9999.999	±9999.999	±9999.999
X/Y/Z 轴快速进给速度	X/Y/Z Axis Fast Feed Rate	15/15/15m/min	24m/min	20m/min
压缩机输入压力	Input Pressure of Compressed Air	0.4--0.6Mpa	0.4--0.6Mpa	0.4--0.6Mpa
主轴功率	Spindle power	2kw	2kw	2.2kw
X/Y/Z 轴伺服电机电源	X/Y/Z Axis Servo Motor Power	0.4/0.4/0.4kw	0.75/0.75/0.75kw	0.75/0.75/0.75kw
切削电机功率	Cutting motor power	0.12kw	0.18kw	0.18kw
总输入功率	Total input power	4.5kw	5kw	5kw
机床规格	Machine Dimensions			
机床外形尺寸（长 x 宽 x 高）	Overal dimension (L×W×H)	1415x700x1680mm	1530x1150x1790mm	1600x1170x1860mm
重量	Weight	600kg	800kg	1220kg

随机附件

①各种不同的扳手
②平行垫铁
③半自动送料架
④使用说明书
⑤工具箱

Standard accessories

① Different Wrenches
② Leveling bolts and blocks
③ Semi-automatic bar feeder
④ Instructions
⑤ Tool box

特殊附件

①旋转导套
②侧铣动力头
③可定制不同尺寸的夹头

Optional accessories

① Rotary guide bush
② Side live tools
③ Different collets for option

双主轴走心机

Double Spindle CNC Swiss Lathe



B0706

B1305



B1305



B205



B1306

工件 FINISHED WORKPIECES







随机附件

①各种不同扳手
②平行垫铁
③半自动送料机
④使用说明书
⑤工具及工具箱

Standard accessories

① Different wrenches
② Leveling bolts and blocks
③ Semi-automatic bar feeder
④ User manual
⑤ Toolbox with tools

特殊附件

①旋转导套
②侧铣动力头
③可定制不同尺寸的夹头
④自动送料机

Optional accessories

① Rotating guide sleeve
② Side power head
③ Different size collets
④ Auto bar feeder

机床内部 MACHINE INSIDE



参数	Specification	B0706	B1305	B1306	B205
主轴	Spindle				
最大棒料直径	Max. bar dia.	Φ7mm	Φ13mm	Φ13mm	Φ20mm
主轴通孔直径	Max. spindle bore dia.	Φ9mm	Φ14mm	Φ14mm	Φ21mm
主轴中心离地面高度	Max. height from spindle center to ground	940mm	1010mm	1040mm	1050mm
主轴转速 / 主电机功率	Max. spindle speed/motor power	7000rpm/1.5kw	5000rpm/2kw	5000rpm/2kw	5000rpm/5kw
最大可装夹刀具数量	Max. installed capacity of cutter	8*8mm square cutter (6pcs) 6104 extension rod (3pcs) std.	10*10mm square cutter (5pcs) Φ16mm hole cutter (ER11 4pcs)	12*12mm square cutter (5pcs) Φ20mm hole cutter (ER11 4pcs)	12*12mm square cutter (6pcs) Φ20mm hole cutter (ER16 4pcs)
主轴动力头（标配）	Main spindle power head std.	ER11 (2pcs)	ER11+ER16 (2pcs+1pc)	ER11+ER16 (2pcs+1pc)	ER11+ER16 (2pcs+1pc)
	Main spindle power head max. speed/motor power	6000rpm/0.4kw	5000rpm/0.4kw	5000rpm/0.4kw	5000rpm/0.75kw
副轴	Sub-spindle				
最大夹紧直径	Max. clamping dia.	Φ7mm	Φ13mm	Φ13mm	Φ20mm
副轴转速 / 副轴电机功率	Sub-spindle max. speed/motor power	7000rpm/1.5kw	5000rpm/2kw	5000rpm/2kw	5000rpm/2kw
最大可装夹刀具数量	Max. installed quantity of cutter	6104 extension rod (5pcs) std	Φ16mm hole cutter (4pcs)	Φ16mm hole cutter 2pcs) ER16 toolholder (2pcs) 12*12mm square cutter (1pc)	Φ16mm hole cutter (1pc) Φ20mm hole cutter (1pc) ER16 toolhoder (2pcs) 12*12mm square cutter (1pc)
副轴动力头	Sub-spindle power head	ER11 (2pcs) std.	*optional ER11(1pcs)	ER11+ER16 (2pcs+1pc) std.	* optional ER16 (4pcs)
	Main spindle power head max. speed/motor power	6000rpm/0.4kw	*optional 5000rpm/0.4/0.75kw	5000rpm/0.4kw	* optional 5000rpm/0.75kw
主轴行程	Spindle travel				
X1/Y1/Z1 轴行程	X1/Y1/Z1 axis travel	40/100/180mm	60/230/180mm	100/240/180mm	140/300/330mm
X1/Y1/Z1 轴伺服电机功率	X1/Y1/Z1 axis servo motor power	0.4kw/0.4kw/0.4kw	0.75kw/1kw/1kw	0.75kw/1kw/1kw	0.75kw/1kw/1kw
副轴行程	Sub-spindle travel				
X2/Y2/Z2 轴行程	X2/Y2/Z2 axis travel	340/80/130mm	380/NA//160mm	400/40/190mm	500/NA/200mm
X2/Y2/Z2 轴伺服电机功率	X2/Y2/Z2 axis servo motor power	0.4kw/0.4kw/0.4kw	1kw/NA/1kw	1kw/0.75kw/1kw	1kw/NA/1kw
数控系统	Controller				
数控系统	CNC controller model	YZ190	LNCT6850	YZ190	LNCT6850
X/Y/Z 轴脉冲当量	X/Y/Z axis pulse equivalent	0.0005/0.001/0.001mm	0.0005/NA/0.001mm	0.0005/0.001/0.001mm	0.0005/NA/0.001mm
X/Y/Z 轴快速进给速度	X/Y/Z axis max. rapid feeding speed	18/18/18m/min	20/20/20m/min	20/20/20m/min	28/28/28m/min
机器规格	Machine dimensions				
机器外形尺寸（长 x 宽 x 高）	Machine overall dimension(LxWxH)	1660x1030x1700mm	2030x1360x1960mm	2030x1250x1930mm	2560x1440x2000mm
机床重量	Machine weight	1200kg	1700kg	1730kg	2100kg

数控斜车

Slant-bed CNC Lathe

性能特点 Features:

- ♦高精度斜床身线轨数控车床，台湾丝杠和线轨。
- ♦主轴采用高精度套筒式主轴单元，确保机器的刚性和精度。
- ♦台湾高精度 C3 研磨滚珠丝杆，定位加工精度更加稳定。
- ♦广数，凯恩帝，西门子，发那科，现代和法格系统选配。
- ♦整体铸件，提高机器整体刚性。

- ♦ High precision slant CNC lathe with Taiwan screw & linear guideway.
- ♦ High precision cartridge type spindle ensure the rigidity and precision.
- ♦ Taiwan high precision C3 grade ball screw ensure positioning accuracy more stable.
- ♦ Siemens, Fanus, Syntec, Fagor controller as optional.
- ♦ Monoblock cast iron of the whole machine ensure high rigidity.



CK40L



CK60L　　CK40L

随机附件

① 广数 980TDc 系统
② 广数驱动器和进给电机
③ 套筒式主轴单元
④ 广数伺服主电机 7.5kw
⑤ 液压三爪卡盘 200mm
⑥ 液压尾座
⑦ 8 工位电动刀架
⑧ 工作灯
⑨ 自动润滑系统
⑩ 自动冷却系统
⑪ 台湾丝杆和线轨

Standard accessories

① GSK 980TDc controller.
② GSK feed motor and driver
③ Sleeve type spindle unit
④ GSK servo spindle motor 7.5kw
⑤ Hydraulic 3-jaw chuck 200mm
⑥ Hydraulic tailstock
⑦ 8 station electric turret
⑧ Working light
⑨ Automatic lubrication system
⑩ Automatic cooling system
⑪ Taiwan screw and Linear guide rail

特殊附件

① 西门子 / 发那科等数控系统
② 6 或 8 工位液压刀架
③ 12 工位液压刀架
④ 12 工位动力刀塔
⑤ 弹簧夹头
⑥ 自动送料机
⑦ 排屑机

Optional accessories

① Siemens/Fanuc CNC Controller
② 6 or 8 station hydraulic turret
③ 12 station hydraulic turret
④ 12 station driven tool turret
⑤ Spring collet
⑥ Automatic bar-feeder
⑦ Chip conveyor

参数	Specification	CK32L	CK36L	CK40L	CK50L	CK60L
加工能力	Capacity					
床身最大回转直径	Max. swing dia. over bed	φ320mm	φ360mm	φ400mm	φ500mm	φ600mm
最大工件长度	Max. length of workpiece	500mm	500,*750mm	500,*750mm	750mm	1000mm
拖板最大回转直径	Max. swing dia. over slide	φ160mm	φ180mm	φ220mm	φ250mm	φ300mm
主轴	Spindle					
主轴转速范围	Spindle speed range	4000rpm	4000rpm	4000rpm,*3000rpm	4000rpm,*3000rpm	3000rpm
主轴通孔	Spindle bore	φ56	φ56,*φ66mm	φ66mm	φ66mm,*φ86mm	φ86mm
拉管通孔	Max. dia. of through-hole	φ40mm	φ40mm,*φ50mm	φ50mm	φ50mm,*φ70mm	φ70mm
主轴鼻端	Spindle nose	A2-5	A2-5, *A2-6	A2-6	A2-6,*A2-8	A2-8
卡盘尺寸	Chuck size	φ160mm	φ160mm,*φ200mm	φ200mm,*φ250mm	φ200mm,*φ250mm	φ300mm
进给轴	Axis					
线轨和丝杆	Type of guideway & screw	Taiwan linear guideway & screw				
X 轴行程	X axis travel	210mm	210mm	250mm	280mm	350mm
Z 轴行程	Z axis travel	500mm	500,*750mm	500,*750mm	750mm	1000mm
X/Z 轴快移速度	X/Z axis rapid traverse	15/15 m/min	15/15 m/min	15/15 m/min	15/15 m/min	15/15 m/min
刀塔 / 刀架形式	Turret					
刀架形式	Type	Electric turret,*Hydraulic turret		Electric turret,*Hydraulic turret,*Power turret		
刀位数	No. of tool stations	8 position	8 position	8,*12 position	8,*12 position	8,*12 position
刀柄尺寸	Tool shank size	20×20mm	20×20mm	25x25,*20x20mm	25x25,*20x20mm	25x25,*20x20mm
尾座	Tailstock					
尾座驱动方式	Type of tailstock	Hydraulic sleeves	Hydraulic sleeves	Hydraulic sleeves	Hydraulic sleeves	Hydraulic sleeves
套筒直径	External diameter	φ60mm	φ60mm	φ75mm	φ90mm	φ90mm
尾座套筒行程	Travel of tailstock quill	80mm	80mm	80mm	120mm	120mm
尾座套筒锥度	Taper of tailstock quill	MT4	MT4	MT4	MT5	MT6
电机	Motor					
主轴电机功率	Spindle motor power	4kw,*5.5kw	5.5kw,*7.5kw	7.5kw,*11kw	7.5kw,*11kw	11kw,*15kw
冷却泵功率	Coolant pump power	370w	370w	370w	370w	370w
机床规格	Machine Dimensions					
机床外形尺寸(长x宽x高)	Overal dimension(L×W×H)	2700×1550×1700mm	2700,*3050×1550×1700mm	2600,*2950×1730,*1780×1850mm	2950x1780x1850mm	3450x1780x1950mm
包装箱尺寸	Packing size(L×W×H)	2950×2260×2280mm	2950,*3300×2260×2280mm	3000,*3300×2270×2280mm	3300x2270x2280mm	3800x2270x2380mm
净重 / 毛重	N.W/G.W	2600/2900kg	2900/3200, *3300/3600kg	3500/380, *4000/4300kg	4200/4500kg	4900/5200kg

高速数控车削中心

High Speed CNC Turn-Mill Maching



HCK52



X 向伸缩防护
X-axis Telescopic Cover



动力刀塔
12 -position power turret



Y 轴
Y axis

工业机器人 Industrial Robot





随机附件

①液压三爪卡盘
② 12 工位伺服刀塔
③自动润滑系统
④自动冷却系统
⑤液压尾座
⑥ LED 工作灯
⑦三色报警灯
⑧全封闭防护
⑨液压系统
⑩电气柜热交换器

Standard accessories

① Hydraulic 3-jaw chuck
② 12-position servo turret
③ Auto lubrication system
④ Auto coolant system
⑤ Hydraulic tailstock
⑥ LED working lamp
⑦ Tri-color alarm light
⑧ Fully enclosed guard
⑨ Hydraulic system
⑩ Heat exchanger of electric cabinet

特殊附件

①西门子 / 发那科系统
②工业机器人
③ 12 工位动力刀塔
④ Y 轴
⑤ 0°动力刀座
⑥ 90°动力刀座
⑦自动排屑机
⑧自动对刀仪
⑨自动送料机
⑩液压中心架
⑪油雾收集器
⑫空调电气柜

Optional accessories

① Siemens/Fanuc CNC controller
② Industrial Robot
③ 12-position power turre
④ Y axis
⑤ 0° power tool holder
⑥ 90° power tool holder
⑦ Auto chip conveyor
⑧ Auto tool setter
⑨ Auto bar feeder
⑩ Hydraulic steady rest
⑪ Oil mist collector
⑫ Air conditioner of electric cabinet

VMTCNC 池州市豪迈数控机床有限公司 www.wellmachtool.com

参数	Specification	HCK52-500	HCK52-750	HCK52-1000	HCK52-1500
加工能力	Capacity				
床身上最大回转直径	Max. swing over bed	Φ560mm	Φ560mm	Φ560mm	Φ560mm
最大车削长度	Max. turning length	500mm	750mm	1000mm	1500mm
最大加工直径	Max. turning dia.	Φ480m	Φ480m	Φ480m	Φ480m
拖板上最大回转直径	Max. swing dia. over slide	Φ380mm	Φ380mm	Φ380mm	Φ380mm
主轴通孔直径	Spindle bore dia.	Φ66mm	Φ66mm	Φ66mm	Φ66mm
最大通过棒料直径	Max. bar dia.	Φ52mm	Φ52mm	Φ52mm	Φ52mm
床身形式及斜度	Bed type and slant angle	Integrated bed/30°	Integrated bed/30°	Integrated bed/30°	Integrated bed/30°
主轴	Spindle				
主轴鼻端	Spindle nose	A2-6/8inch (optional 10inch)	A2-6/8inch (optional 10inch)	A2-6/8inch (optional 10inch)	A2-6/8inch (optional 10inch)
主轴转速范围	Spindle speed range	0-4200rpm	0-4200rpm	0-4200rpm	0-4200rpm
主轴最大输出扭转	Spindle output torque	95N.m	95N.m	95N.m	95N.m
伺服主轴电机	Servo spindle motor	11kw	11kw	11kw	11kw
主轴夹头	Spindle chuck	Hydraulic 3-jaw chuck/pull-back chuck	Hydraulic 3-jaw chuck/pull-back chuck	Hydraulic 3-jaw chuck/pull-back chuck	Hydraulic 3-jaw chuck/pull-back chuck
卡盘压力检测继电器	Chuck pressure detection relay	Taiwan	Taiwan	Taiwan	Taiwan
进给轴部装	Feed Axis Assembly				
X 轴行程	X-axis travel	255mm	255mm	255mm	255mm
Z 轴行程	Z-axis travel	500mm	750mm	1000mm	1500mm
X/Z 主轴导轨	X/Z-axis spindle guide rails	Japanese THK (GH45)	Japanese THK (GH45)	Japanese THK (GH45)	Japanese THK (GH45)
X/Z 轴滚珠丝杆	X/Z-axis ball screws	Japanese THK (3210/4010)	Japanese THK (3210/4010)	Japanese THK (3210/4010)	Japanese THK (3210/4010)
X/Z 轴扭矩	X/Z-axis torque	12 N.m (1.8 kW) / 22 N.m (2.5 kW)	12 N.m (1.8 kW) / 22 N.m (2.5 kW)	12 N.m (1.8 kW) / 22 N.m (2.5 kW)	12 N.m (1.8 kW) / 22 N.m (2.5 kW)
X/Z 轴快速进给	X/Z-axis rapid feed	30/30 m/min	30/30 m/min	30/30 m/min	30/30 m/min
刀塔参数	Turret Parameters				
刀塔形式	Turret type	12T servo turet	12T servo turet	12T servo turet	12T servo turet
动力头型号	Power head model	BMT55	BMT55	BMT55	BMT55
液压尾座	Hydraulic Tailstock				
套筒直径	Quill dia.	80mm	80mm	80mm	80mm
套筒行程	Quill travel	80mm	80mm	80mm	80mm
套筒锥孔	Quill taper	MT5#	MT5#	MT5#	MT5#
精度参数	Accuracy Parameters				
X/Z 轴定位精度	X/Z-axis positioning accuracy	0.008mm	0.008mm	0.008mm	0.008mm
X/Z 轴重复定位精度	X/Z-axis repeat positioning accuracy	0.005mm	0.005mm	0.005mm	0.005mm
机床规格	Machine dimensions				
机床外形尺寸（长 x 宽 x 高）	Overall dimension (L×W×H)	2850×2060×1820mm	3150×2060×1820mm	3550×2160×1920mm	3890×2220×2020mm
机型重量	Machine weight	3500kg	3900kg	4300kg	4800kg

Note: "*" means optional.

数控斜车

Slant-bed CNC Lathe



伺服刀塔
8-position servo turret



动力刀塔
12 -position power turret



Y 轴
Y axis

TCK50A



TCK50A

随机附件

①广数 988TA 数控系统
②液压三爪卡盘
③ 8 工位伺服刀塔
④自动润滑系统
⑤自动冷却系统
⑥液压尾座
⑦ LED 工作灯
⑧三色报警灯
⑨全封闭防护
⑩液压系统
⑪电气柜热交换器

Standard accessories

① GSK988TA CNC controller
② Hydraulic 3-jaw chuck
③ 8-position servo turret
④ Auto lubrication system
⑤ Auto coolant system
⑥ Hydraulic tailstock
⑦ LED working lamp
⑧ Tri-color alarm light
⑨ Fully enclosed guard
⑩ Hydraulic system
⑪ Heat exchanger of electric cabinet

特殊附件

①西门子 / 发那科系统
② 12 工位动力刀塔
③ Y 轴
④ 0°动力刀座
⑤ 90°动力刀座
⑥自动排屑机
⑦自动对刀仪
⑧自动送料机
⑨液压中心架
⑩油雾收集器
⑪空调电气柜

Optional accessories

① Siemens/Fanuc CNC controller
② 12-position power turre
③ Y axis (for TCK56A, TCK66A)
④ 0° power tool holder
⑤ 90° power tool holder
⑥ Auto chip conveyor
⑦ Auto tool setter
⑧ Auto bar feeder
⑨ Hydraulic steady rest
⑩ Oil mist collector
⑪ Air conditioner of electric cabinet

参数	Specification	TCK50A-500	TCK56A-500	TCK56A-1000
加工能力	**Capacity**			
床身上最大回转直径	Max. swing dia. over bed	φ560mm	φ560mm	φ560mm
最大加工长度	Max. processing length	480mm	460mm	960mm
最大加工直径	Max. turning dia.	Φ430mm (Disc parts) Φ310mm (Shaft parts)	Φ460mm (Disc parts) Φ340mm (Shaft parts)	Φ460mm (Disc parts) Φ340mm (Shaft parts)
拖板上最大回转直径	Max. swing dia. over slide	φ310mm	φ340mm	φ340mm
床身形式及斜度	Bed type and slant angle	Integrated bed/30°	Integrated bed/45°	Integrated bed/45°
主轴	**Spindle**			
主轴转速范围	Spindle speed range	50~3000rpm	50~3000rpm	50~3000rpm
主轴通孔最大直径	Max. spindle bore dia.	φ65mm	φ65mm, *φ85mm	φ65mm, *φ85mm
最大通过棒料直径	Max. bar dia.	φ50mm	φ50mm, *φ70mm	φ50mm, *φ70mm
主轴鼻端	Spindle nose	A2-6	A2-6, *A2-8	A2-6, *A2-8
主轴最大输出扭矩	Max. spindle output torque	150N.m	150N.m	150N.m
主电机功率	Spindle motor power	11kw	11kw	11kw
液压卡盘直径	Hydraulic chuck size	8", *10"	10"	10"
进给轴	**Axis**			
X 轴行程	X axis travel	220mm	220mm	220mm
Z 轴行程	Z axis travel	560mm	560mm	1060mm
X 轴快移速度	X axis rapid traverse	30m/min	30m/min	30m/min
Z 轴快移速度	Z axis rapid traverse	30m/min	30m/min	30m/min
刀塔 / 刀架形式	**Turret**			
刀塔形式	Type	Servo turret	Servo turret	Servo turret
刀位数	No. of tool station	8 position, *12 position	8 position, *12 position	8 position, *12 position
刀柄尺寸	Tool shank size	25×25mm	25×25mm	25×25mm
镗刀杆直径	Boring tool shank size	φ32/φ40mm	φ32/φ40mm	φ32/φ40mm
尾座	**Tailstock**			
尾座行程	Tailstock travel	350mm	450mm	950mm
尾座套筒锥度	Taper of tailstock quill	MT5	MT5	MT5
最大承重	**Max. loading capacity**			
盘类件	Disk parts	200kg	200kg	200kg
轴类件	Shaft parts	500kg	500kg	500kg
机床规格	**Machine dimensions**			
机床外形尺寸（长 x 宽 x 高）	Overal dimension (L x W x H)	2775×1842×1866mm	2850×2068×1880mm	3660×2070×1880mm
机床重量	Machine weight	3650kg	4000kg	4500kg

Note: "*" means optional.

数控斜车

Slant-bed CNC Lathe



TCK66



动力刀塔
12 -position power turret



Y 轴
Y axis

随机附件

①广数 988TA 数控系统
②液压三爪卡盘
③ 12 工位伺服刀塔
④自动润滑系统
⑤自动冷却系统
⑥液压尾座
⑦ LED 工作灯
⑧三色报警灯
⑨全封闭防护
⑩液压系统
⑪电气柜热交换器

Standard accessories

① GSK988TA CNC controller
② Hydraulic 3-jaw chuck
③ 12-position servo turret
④ Auto lubrication system
⑤ Auto coolant system
⑥ Hydraulic tailstock
⑦ LED working lamp
⑧ Tri-color alarm light
⑨ Fully enclosed guard
⑩ Hydraulic system
⑪ Heat exchanger of electric cabinet

特殊附件

①西门子 / 发那科系统
② 12 工位动力刀塔
③ Y 轴
④ 0°动力刀座
⑤ 90°动力刀座
⑥自动排屑机
⑦自动对刀仪
⑧自动送料机
⑨液压中心架
⑩油雾收集器
⑪空调电气柜

Optional accessories

① Siemens/Fanuc CNC controller
② 12-position power turre
③ Y axis
④ 0° power tool holder
⑤ 90° power tool holder
⑥ Auto chip conveyor
⑦ Auto tool setter
⑧ Auto bar feeder
⑨ Hydraulic steady rest
⑩ Oil mist collector
⑪ Air conditioner of electric cabinet

VMTCNC 池州市豪迈数控机床有限公司 www.wellmachtool.com

参数	Specification	TCK66-1000/1500/2000/3000	TCK66Y-1000/1500/2000/3000	TCK80-1000/1500/2000/3000	TCK80Y-1000/1500/2000/3000
加工能力	Capacity				
床身最大回转直径	Max. swing dia. over bed	Φ650mm	Φ650mm	Φ780mm	Φ780mm
最大工件长度	Max. length of workpiece	850/1500/2000/3000mm	750/1350/1750/2750mm	1000/1500/2000/3000mm	850/1350/1750/2750mm
推荐标准车削直径	Recommended standard turning diameter	Φ305mm	Φ305mm	Φ460mm	Φ380mm
最大加工直径	Max. turning dia.	Φ500mm(disc parts) Φ400mm(shaft parts)	Φ450mm(disc parts) Φ380mm(shaft parts)	Φ630mm(disc parts) Φ450mm(shaft parts)	Φ500mm(disc parts) Φ450mm(shaft parts)
拖板最大回转直径	Max. swing dia. over slide	Φ500mm	Φ500mm	Φ560mm	Φ560mm
床身形式及斜度	Bed type and slant angle	Integrated bed/30°	Integrated bed/30°	Integrated bed/30°	Integrated bed/30°
主轴	Spindle				
主轴转速范围	Spindle speed range	60-2000r/min	60-2000r/min	50-1200r/min	50-1200r/min
主轴通孔最大直径	Spindle bore	Φ86mm	Φ86mm	Φ110mm	Φ110mm
最大通过棒料直径	Max. bar diameter	Φ70mm	Φ70mm	Φ90mm	Φ90mm
主轴鼻端	Spindle nose	A2-8	A2-8	A2-11	A2-11
主轴最大输出扭矩	Max. spindle output torque	343N.m	343N.m	423N.m	423
主电机功率	Spindle motor	15KW	15KW	18.5KW	18.5KW
液压卡盘直径	Hydraulic chuck size	12",*15"	12",*15"	12",*15"	12",*15"
进给轴	Axis				
X 轴行程	X axis travel	360mm	360mm	400mm	400mm
Z 轴行程	Z axis travel	850/1500/2000/3000mm	850/1500/2000/3000mm	1000/1500/2000/3000mm	1000/1500/2000/3000mm
Y 轴行程	Y axis travel	/	±50mm	/	±50mm
X 轴快移速度	X axis rapid traverse	16 Line-rail(12 Hard-rail)m/min	16 Line-rail(12 Hard-rail)m/min	16 Line-rail(12 Hard-rail)m/min	16 Line-rail(12 Hard-rail)m/min
Z 轴快移速度	Z axis rapid traverse	16 Line-rail(12 Hard-rail)m/min	16 Line-rail(12 Hard-rail)m/min	16 Line-rail(12 Hard-rail)m/min	16 Line-rail(12 Hard-rail)m/min
Y 轴快移速度	Y axis rapid traverse	/	10m/min	/	10m/min
刀塔 / 刀架形式	Turret				
刀塔形式	Type	Horizontal hydraulic	Customized boring tool box	Horizontal hydraulic	Customized boring tool box
刀位数	No. of tool station	12 position	12 position	12 position	12 position
刀柄尺寸	Tool shank size	25×25mm	25×25mm	32×32mm	25×25mm
镗刀杆直径	Boring tool shank size	Φ40mm	Φ40mm	Φ50mm	Φ50mm
尾座	Tailstock				
尾座行程	Tailstock travel	150mm	150mm	150mm	150mm
尾座套筒锥度	Taper of tailstock quill	MT5	MT5	MT5	MT5
最大承重	Max. Loading Capacity				
盘类件	Disk parts	400kg	400kg	500kg	500kg
轴类件	Shaft parts	800kg	800kg	1000kg	1000kg
机床规格	Machine Dimensions				
机床外形尺寸（长 x 宽 x 高）	Overal dimension(L x W x H)	4070/4820/5320/6320×2436×2480mm	4070/4820/5320/6320×2436×2480mm	4200/4920/5420×2680×2700mm 6420x2780x2800(for 3000mm length)	4200/4920/5420×2680×2700mm 6420x2780x2800(for 3000mm length)
机型重量	Machine weight	5900/7300/8200/10500kg	5900/7300/8200/10500kg	7500/9000/10500/13000kg	7500/9000/10500/13000kg

Note: "*" means optional.

数控斜车

Slant-bed CNC Lathe



电动刀塔 BTP80
PRAGATI turret BTP80



液压中心架
Hydraulic steady rest



对刀仪
Tool setter



油雾收集器
Oil Mist collector



棒料机
Bar feeder

标准附件

① 液压三爪卡盘
② 8 工位电动刀塔 BTP80
③ 自动润滑系统
④ 自动冷却系统
⑤ 液压尾座
⑥ LED 工作灯
⑦ 三色报警灯
⑧ 全封闭防护装置
⑨ 液压系统
⑩ 电气柜热交换器

Standard accessories

① Hydraulic 3-jaw chuck
② PRAGATI 8-station turret BTP80
③ Automatic lubrication system
④ Automatic coolant system
⑤ Hydraulic tailstock
⑥ LED working lamp
⑦ Tri-color alarm light
⑧ Fully enclosed guard
⑨ Hydraulic system
⑩ Heat exchanger of electric cabinet

特殊附件

① 12 工位刀塔
② 不同的卡盘和夹头
③ 自动尾座
④ 排屑机
⑤ 对刀仪
⑥ 棒料机
⑦ 油雾收集器
⑧ 空调电气柜
⑨ 液压中心架

Optional accessories

① 12-Station turret
② Different chucks and collets
③ Automatic tailstock
④ Chip conveyor
⑤ Tool setter
⑥ Bar feeder
⑦ Oil mist collector
⑧ Air conditioner of electric cabinet
⑨ Hydraulic steady rest

SWL Series



SWL8



SWL10

SWL15

SWL12





参数	Specification	SWL6	SWL8	SWL8H	SWL10	SWL12	SWL15	SWL18
加工能力	Capacity							
液压卡盘尺寸	Hydraulic chuck size	6", *8"	8", *10"	8", *10"	10"	12",*15"	15",*12"	18",*15"
最大回转直径	Max. swing dia. over bed	φ400mm	φ450mm	φ550mm,	φ520mm, *φ570mm	φ530mm, φ570mm	φ650mm	φ800mm
最大工件长度	Max. length of workpiece	300,(*400mm 6"chuck)	450mm	750mm, *1100mm	"750,*900,,*1600,*1800mm (C2C750,*1000,*1600,*2000)mm	"750,*900,*1600,*1800mm (C2C750*1000,*1600,*2000)mm	1320,*1820mm (C2C 1500,*2000)mm	750mm *1000, *1500mm
拖板上最大回转直径	Max. swing dia. over slide	φ220mm	φ220mm	φ360mm	φ280mm,*360mm	φ280mm,*φ360mm	φ500mm	φ600mm
主轴	Spindle							
主轴通孔	Spindle bore	φ55mm, *φ62mm	φ62mm, *φ75mm	φ62mm , *φ75mm	φ86mm, *φ75mm	φ105mm, *φ120mm	φ105mm, *φ120mm	φ110mm, *φ120mm
拉管通孔	Max. dia. of through-hole	φ46mm, *φ52mm	φ52mm, *φ65mm	φ52mm, *φ65mm	φ75mm, *φ65mm	φ91mm, *φ110mm	φ91mm, φ110mm	φ95mm, *φ110mm
主轴鼻端	Spindle nose	A2-5, *A2-6	A2-6, *A2-8	A2-6, *A2-8	A2-8, A2-8	A2-8, *A2-11	A2-8, *A2-11	A2-11, *A2-11
主轴转速范围	Spindle speed range	4500rpm, *4000rpm	4000rpm, *2000rpm, *1600rpm, *3500rpm	4000rpm, *3500rpm *2000rpm	3000rpm, *3500rpm	1800rpm, *1000rpm	1800rpm, *1000rpm, *1000rpm	1500rpm, *1000rpm
主电机功率	Main motor power	7.5/11kw	7.5/11kw, *11/15kw	7.5/11kw, *11/15kw	11/15kw, *15/18.5kw	11/15kw, *15/18.5kw	15/18.5kw	15/18.5kw, *18.5/22kw
进给轴	Axis							
X 轴行程	X axis travel	150mm	170mm	250mm	280mm	280mm	300mm	380mm
Z 轴行程	Z axis travel	300,*400mm(6"chuck)	450mm	750mm	750, *1000, *1600mm*2000mm	750, *1000, *1600,*2000mm	1500, *2000mm	750,*1000,*1500mm
X，Z 轴快移速度	X/Z rapid traverse	20/20m/min	20/20m/min	20/20m/min	15/20m/min	15/20m/min	15/20m/min	15/20m/min
刀塔 / 刀架形式	Turret							
中心高	Center height	80mm	80mm	80mm,*100mm	100mm	100mm	125mm	125mm
刀架形式	No. of tool stations	8,*12 position	8, *12	8, *12 position	8,*12 position	8,*12 position	8,*12 position	8,*12 position
刀柄尺寸	Tool shank size	25x25 ,*20x20mm	25x25,*20x20mm	25x25mm	25x25mm	25x25mm	32x32mm	32x32mm
尾座	Tailstock							
尾座驱动方式	Type of tailstock	Hydraulic, *HPT	Hydraulic, *SST, *HPT	Hydraulic,SST, *SPT	Hydraulic, *HPT, *SST	Hydraulic, *HPT, *SST	SST,*SPT	SST
尾座套筒锥度	Taper of tailstock quill	MT4	MT4	MT3	MT5	MT5	MT5	MT6
尾座套筒行程	Travel of tailstock quill	90mm	90mm	150mm	150mm	150mm	150mm	0
尾座行程	Travel of tailstock	80-300mm,*400mm	100-450mm	750,*1100mm	100-750, *1000,*1600,*1800mm	100-750, *1000, *1600,*100~1800mm	100-1320, *100-1820mm	100-750,*200-1000, *200-1500mm
结构	Structure							
床身倾斜度	Slant bed degree	35°, *45°	35°	35°	35°	35°	45°	45°
导轨形式	Guideway type	LM	LM	LM	LM	LM	LM	LM
其他	Others							
功率容量	Power capacity	14kVA	15kVA	16kVA,*18kVA	18kVA	20kVA	25kVA	32kVA
机床外形尺寸 (长 × 宽 × 高)	Overal dimension (L×W×H)	2510x1910x2010mm	2700x1750x1950mm	2960x1950x2200mm	3350x2000x2350mm	3350x2000x2350mm	4550x2270x2550mm	3900x2200x2550mm
机床重量 (约)	Machine weight	2900kg	3700kg	5200kg	5850kg	5900kg	10500kg	9100kg

Note: "*" means optional;"LM" means linear motion guideway.
"HPT"means linear motion guide way,automatic hydraulic dirven body move tailstock.
"SST"means small spindle hydraulic tailstock."SPT"means servo programmable tailstock.

数控车削中心

CNC Turn-Mill Machining Center

性能特点 Features:

- 所有机型能够灵活处理各种工件的车削中心。它们采用皮带驱动或直接驱动主轴（内置电机），可实现高刚性和出色的 C 轴精度。12 工位动力刀塔使操作员只需一次设置操作即可加工从简单到复杂形状部件的工件。
- 双主轴机型标准配置圆柱滚子重型线性运动导轨、预紧式高级滚珠丝杠、NSK 轴承、DDS 主轴、集中润滑油，仅使用最佳零件和材料进行模块化设计和制造，以轻松处理最大容量。
- The models are turning centers able to flexibly handle various workpieces. They feature Belt-Driven or Direct Driven Spindle (Built-in Motor) that achieves high speed with great rigidity,and outstanding C axis accuracy. 12-station Power turret enables operators to perform machining of workpieces from simple to complex shaped components with one set up operation.
- Sub-spindle models come with standard configuration cylindrical roller heavy-duty linear motion guideway, preloaded high-grade ball screw, NSK bearing, DDS spindle, centralized lubricating oil, modular design and manufacture using only the best parts and materials to Handles maximum capacity with ease.

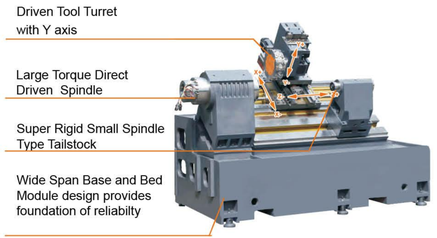

TX500EY frame.



TX500

TX500EY



BMT 动力刀塔
BMT Power Turret



TX500SY

随机附件

① 液压三爪卡盘
② 12 工位动力刀塔
③ Y 轴（仅限 Y 系列）
④ 液压尾座 (除 S 系列双主轴机型)
⑤ LED 工作灯
⑥ 三色报警灯
⑦ 自动润滑系统
⑧ 自动冷却系统

Standard accessories

① Hydraulic 3-jaw chuck
② 12-station power turret
③ Y axis (only for Y models)
④ Hydraulic tailstock
(Except sub-spindle models)
⑤ LED working lamp
⑥ Tri-color alarm light
⑦ Automatic lubrication system
⑧ Automatic coolant system

特殊附件

① 多种卡盘和夹头可选
② 多种数控系统可选
③ 自动棒料机
④ 对刀仪
⑤ 排屑机
⑥ 动力头
⑦ 中心架

Optional accessories

① Chucks and collets as options
② CNC systems as options
③ Auto bar feeder
④ Tool setter
⑤ Chip conveyor
⑥ Live tools
⑦ Steady rest

参数	Specification	TX500	TX600	TX700	TX500EY	SWL8S	TX500S	TX500SY	TX500ESY
加工能力	Capacity								
液压卡盘尺寸	Hydraulic chuck size	8"	10", *12"	15"	8",*10"	8"(main spindle)	8"(main spindle)	8"(main spindle)	8"(main spindle)
最大回转直径	Max. swing dia. over bed	φ550 mm	φ600mm	φ620 mm	φ600mm	φ600mm	φ600mm	φ460mm	φ650mm
最大加工直径	Max. turning diameter	N/A	N/A	N/A	φ320mm	φ320mm	φ320mm	φ320mm	φ320mm
最大工件长度	Max. length of workpiece	370,*470 mm	700,*900,*1700mm	1250mm,*1700mm	650, *1000, *1500mm	650, *900mm	650,*900mm	400mm	600, *900, *1500mm
拖板上最大回转直径	Max. swing dia. over silde	φ320 mm	φ360 mm	φ360mm	φ430mm	φ360mm	φ360mm	φ380 mm	φ460mm
主轴	Spindle								
主轴孔直径	Dia. of spindle bore	φ66mm	φ86mm	φ105mm	φ66mm,*φ75mm	φ66mm	φ66mm	φ66mm	φ66mm
拉管通孔	Max. dia. of. through-hole	φ52mm	φ75mm	φ91mm	φ52mm,*φ65mm	φ52mm	φ52mm	φ52mm	φ52mm
主轴鼻端	Spindle nose	A2-6	A2-8	A2-8	A2-6 *A2-8	A2-6	A2-6	A2-6	A2-6
主轴最高转速	Max. spindle speed	4000rpm	3000rpm	1800rpm	4000rpm,*3000rpm	4000rpm	4000rpm	4000rpm	4000rpm
主电机功率	Main motor power	22/30kw	Belt:18.5/15kw	Belt:18.5/15kw	22/30kw*11.0/ 15.0kw	22/30kw	22/30kw	22/30kw	22/30kw
副主轴	Sub Spindle								
液压卡盘尺寸	Hydraulic chuck size	N/A	N/A	N/A	N/A	6"	6"	6"	6
主轴孔直径	Dia. of spindle bore	N/A	N/A	N/A	N/A	φ55mm	φ55mm	φ55mm	φ55mm
拉管通孔	Max. dia. of. through-hole	N/A	N/A	N/A	N/A	φ46mm	φ46mm	φ46mm	φ46mm
主轴鼻端	Spindle nose	N/A	N/A	N/A	N/A	A2-5	A2-5	A2-5	A2-5
主轴最高转速	Max. spindle speed	N/A	N/A	N/A	N/A	5000rpm	5000rpm	5000rpm	5000rpm
主电机功率	Main motor power	N/A	N/A	N/A	N/A	11/15kw	11/15kw	11/15kw	11/15kw
进给轴	Axis								
X 轴行程	X axis travel	260mm	280mm	300mm	250mm	250mm	250mm	180mm	200mm
Z 轴行程	Z axis travel	400,*500 mm	700,*900,*1800mm	1250,*1700mm	650,*1000,*1500mm	650, *900mm	650,*900mm	400mm	620,*900, *1500mm
Z1/Z2 轴行程	Z1/Z2 axis travel	N/A	N/A	N/A	N/A	600,*850 mm	600,*850 mm	400mm	590,*850,*1450mm
Y 轴行程	Y axis travel	N/A	N/A	N/A	100(±50),*140(±70)mm	N/A	N/A	100(+50) mm	100(+50),*140(+70)mm
X 轴快移速度	X axis rapid traverse	20m/min	20m/min	15m/min	20m/min	20m/min	20m/min	18m/min	20m/min
Z 轴快移速度	Z axis rapid traverse	20m/min	20m/min	20m/min	20m/min	20m/min	20m/min	30m/min	20m/min
Y 轴快移速度	Y axis rapid traverse	N/A	N/A	N/A	12 m/min,*7m/ min	N/A	N/A	10m/min	12 m/min,*7m/ min
刀塔 / 刀架形式	Turret								
刀塔类型	Type of turret	VDI30,*BMT45	BMT55,*VDI40	BMT65	BMT45,*BMT55	BMT55	BMT55	BMT55	BMT55
刀塔编号	No. of tool	12 position	12 position	12 position	12 position	12 position	12 position	12 position	12 position
外径数量尺寸	OD tool shank size	20x20mm	25x25mm	25x25mm	20×20, *25×25mm	25x25mm	25x25mm	25x25mm	20x20, *25x25mm
镗刀柄尺寸	Boring tool shank size	φ32mm	φ32mm	φ40mm	φ32 mm,*φ40 mm	φ40 mm	φ32mm	φ40mm	φ40mm
动力头最高转速	Max. speed of live tooling	4000,*5000rpm	4000,*5000rpm	4000,*5000rpm	4000,*5000rpm	N/A	4000,*5000rpm	5000rpm	4000,*5000rpm
副主轴镗孔深度	Boring depth of sub spindle	N/A	N/A	N/A	N/A	115,*145mm	115,*145mm	115,*145mm	115,*145mm
结构	Structure								
床身倾斜度	Slant bed degree	35°	35°	45°	35°	35°	35°	45°	35°
导轨形式	Guideway type	LM	LM	LM	LM	LM	LM	LM	LM
尾座	Tailstock								
尾座类型	Type of tailstock	Hydraulic,*HPT	Hydraulic,*SPT,*HPT	SST-LM,*SPT	SST,*SPT	N/A	N/A	*SPT	N/A
尾座套筒锥度	Taper of tailstock quill	MT4	MT5	MT5	MT3 (spindle unit type)	N/A	N/A	*MT5	N/A
尾座行程	Travel of tailstock	100-370, *470mm	100-750, *1000, *1700mm	100-1250mm	100-650mm	N/A	N/A	*80-400	N/A
其他	Others								
机床外形尺寸 (长x 宽 x 高)	Overal dimension (L×W×H)	2750×1950×2200mm	3200×1920×2250mm	4550×2270×2550mm	3000×1780×2050mm	3020x1950x2200mm	3020x1950x2200mm	2900x1850x2250mm	3100x2000x2250mm
机床重量（约）	Machine weight	4600kg	6000,*7000, *8100kg	10700kg	4800kg	5200kg	5200kg	5900kg	5300kg

Note: "*" means optional;"LM" means linear motion guideway.Talistock"Hydraulic"means automatic hydraulic driven tailstock sleeve."HPT"means linear motion guide way,automatic hydraulic dirven body move tailstock. "SST"means small spindle hydraulic tailstock.

电子车床

Electrical Lathe Machine

随机附件

①操作系统
②冷却系统
③工作灯
④床脚及油盆
⑤卡盘防护
⑥呆顶尖
⑦工具及工具箱

Standard accessories

① Operation system
② Cooling system
③ Working light
④ Machine stand with oil tray
⑤ Chuck protection
⑥ Dead center
⑦ Tool box with tools

特殊附件

① 电子手轮
②车刀
③活顶尖
④快换刀架

Optional accessories

① Electronic handwheel
② Turning tools
③ Live center
④ Quick change toolpost



N370

参数	Specification	N370
床身上最大回转直径	Max. swing over bed	370mm
拖板上最大回转直径	Max. swing over cross slide	206mm
两顶尖距离	Distance between centers	950mm
床身宽度	Width of bed	180mm
主轴孔径	Spindle bore dia.	55mm
主轴锥度	Spindle taper	MT6
主轴转速级数	Spindle speed steps	Variable speed
中拖板行程	Cross slide travel	700mm
小拖板行程	Compound rest travel	185mm
主轴转速范围	Spindle speed range	70-2000rpm
刀具最大截面	Max. section of tool	20x20mm
英制螺纹范围	Threads inch pitches	80-114 TPI
公制螺纹范围	Threads metric pitches	0.25-12mm
尾座套筒锥度 / 行程	Tailstock quill taper and travel	MT3/90mm
尾座套筒直径	Tailstock quill diameter	40mm
主电机功率	Main motor power	2.2kw
冷却泵功率	Coolant pump power	40w
包装尺寸	Packing size	1800x800x650mm
净重 / 毛重	N.W/G.W	500/550kg



Operation system
操作系统



Gearless headstock
无齿轮主轴箱

数控平车

Flat-bed CNC Lathe

性能特点 Features:

- 高刚性平床身硬轨数控车床抽屉式床脚
- 体床身导轨表面经精密磨削和淬火处理，HRC50
- 主轴采用哈尔滨高精度轴承，确保机器的刚性和精度
- 高精度研磨滚珠丝杠，定位加工精度更加稳定
- 可选配整体铸件床脚，提高机器整体刚性

- High precision CNC flat bed lathe with hard rail.
- The bed ways are induction hardened, with hardness around HRC50.
- Spindle with high precision bearings ensure the rigidity and precision.
- Good quality grinding grade ball screw ensure positioning accuracy is more stable.
- Choose Intergral cast iron base ensure high rigidity of the whole machine.



CK350

随机附件

① 三爪液压卡盘含液压站
② 三个排刀座 + 四工位电动刀塔 （HCK350）
③工作灯
④ 自动润滑系统
⑤ 自动冷却系统
⑥ CE 安全门锁
⑦ 调平垫铁

Standard accessories

① 3 jaw hydraulic chuck with hydraulic station
② 3 pcs gang tool holders + 4 positions electrical toolpost
③ Work light
④ Automatic lubrication system
⑤ Automatic coolant system
⑥ CE safety door
⑦ Leveling block set

参数	Specification	CK350	HCK350
加工能力	Capacity		
卡盘尺寸	Chuck size	6"	6"
床身最大回转直径	Max. swing dia. over bed	350mm	350mm
拖板最大回转直径	Max. swing dia. over slide	150 mm	150 mm
两顶尖距离	Distance between centers	300/600mm	300/600mm
床身宽度	Width of bed	280mm (linear guideway)	280mm (linear guideway)
主轴	Spindle		
主轴类型	Spindle type	Split mechnical spindle	Intergral mechnical spindle unit
主轴转速范围	Spindle speed range	20-2500 rpm	20-3000 rpm
主轴孔径	Spindle bore	Φ48mm	Φ48mm
拉管通孔	Max. dia. of through hole	Φ40mm	Φ40mm
主轴鼻端	Spindle nose	A2-5	A2-5
进给轴	Axis		
X 轴行程	X axis travel	600mm	600mm
Z 轴行程	Z axis travel	300/600mm	300/600mm
X/Z 轴快速移动速度	X/Z axis rapid traverse	20/20m/min	20/20m/min
刀塔类型	Turret type		
刀塔类型	Turret type	Electrical type	Gang tool type
刀位数量	No. of tool stations	6 position	3 pcs gang tool holders + 4 positions electrical toolpost
刀具最大截面	Max. section of tool	25x25mm	25x25mm
电机	Motor		
主轴电机功率	Spindle motor power	4kw for 300mm/ 5.5kw for 600mm	4kw for 300mm/ 5.5kw for 600mm
冷却泵功率	Coolant pump power	90w	90w
机床尺寸	Machine Dimension		
包装尺寸 (长 x 宽 x 高)	Packing size(L×W×H)	1960/2360×1520×1810mm	1960/2360×1520×1810mm
净重 G.w	N.W	930/1300kg	930/1300kg

数控平车

Flat-bed CNC Lathe

性能特点 Features:

- 高刚性平床身硬轨数控车床抽屉式床脚
- 体床身导轨表面经精密磨削和淬火处理，HRC50
- 主轴采用哈尔滨高精度轴承，确保机器的刚性和精度
- 高精度研磨滚珠丝杠，定位加工精度更加稳定
- 可选配整体铸件床脚，提高机器整体刚性
- High precision CNC flat bed lathe with hard rail.
- The bed ways are induction hardened, with hardness around HRC50.
- Spindle with high precision bearings ensure the rigidity and precision.
- Good quality grinding grade ball screw ensure positioning accuracy is more stable.
- Choose Intergral cast iron base ensure high rigidity of the whole machine.

随机附件

①广数系统 ②独立主轴无极变速 ③变频主电机 ④普通手动三爪卡盘 ⑤手动尾座 ⑥四工位电动刀架 ⑦工作灯 ⑧自动润滑系统 ⑨自动冷却系统 ⑩平行垫铁

Standard accessories

① GSK controller ② Stepless Spindle ③ Variable frequency spindle motor ④ Manual 3-jaw chuck ⑤ Manual tailstock ⑥ 4-station electric turret ⑦ Working light ⑧ Automatic lubrication system ⑨ Automatic Coolant System ⑩ Leveling bolts and blocks

特殊附件

①西门子 / 发那科系统 ②伺服主电机 ③液压卡盘和尾座 ④气动卡盘和尾座 ⑤ 6 或者 8 工位电动刀架 ⑥自动送料机 ⑦整体铸件床脚 ⑧三档主轴速度

Optional accessories

① Siemens/Fanuc CNC Controller ② Servo spindle motor ③ Hydraulic chuck & tailstock ④ Pneumatic chuck & tailstock ⑤ 6 or 8 station electric turret ⑥ Automatic bar-feeder ⑦ Integral cast iron foot ⑧ 3-gear spindle speed



CK6132



CK6432 CK6132

CK6180 CK6150





参数	Specification	CK6132	CK6432	CK6136	CK6140	CK6150	CK6166	CK6180
加工能力	Capacity							
卡盘尺寸	Chuck size	6"	8"	8"	10"	10"	10"	12"
床身上最大回转直径	Max. swing dia. over bed	320mm	360mm	360mm	400mm	500mm	660mm	800mm
拖板最大回转直径	Max. swing dia. over slide	150mm	155mm	210mm(Φ190 mm)	Φ240mm(Φ220mm)	285mm	420mm	560mm
两顶尖距离	Distance between center	500/750/1000mm	500/750/1000mm	500/750/1000/1500mm	500/750/1000/1500mm	750/1000/1500/2000mm	1000/1500/2000/3000mm	1000/1500/2000/3000mm
床身导轨宽度	Width of bed	215mm	260mm	330mm	330mm	400mm	400mm	400mm
主轴	Spindle							
主轴转速范围	Spindle speed range	150-2500rpm	150-2200rpm	150-2200rpm	150-2200rpm	45-180/180-750/600-1600rpm	45-180/180-750/600-1600rpm	45-180/180-750/600-1600rpm
主轴孔径	Spindle bore	Φ40mm	Φ60mm	Φ60mm	Φ60mm	Φ82mm	Φ82mm,*Φ105mm	Φ82mm,*Φ105mm
拉管通孔	Max. dia. of through-hole	Φ28mm	Φ50mm	Φ50mm	Φ50mm	Φ70mm	Φ70mm,*Φ90mm	Φ70mm,*Φ90mm
主轴鼻端	Spindle nose	A2-5	A2-6	A2-6	A2-6	A2-8(*105mm for A2-11)	A2-8(*105mm for C-11)	A2-8(*105mm for C-11)
主轴锥度	Spindle taper	MT5	MT6	MT6	MT6	Φ90mm 1:20,*105mm for 105mm 1:20	Φ90mm 1:20,*105mm for 120mm 1:20	Φ90mm 1:20,*105mm for 120mm 1:20
进给轴	Axis							
X 轴行程	X axis travel	180mm	350mm	250mm	250mm	295mm	310mm	310mm
Z 轴行程	Z axis travel	500/750/1000mm	500/750/1000mm	500/750/1000/1500mm	500/750/1000/1500mm	750/1000/1500/2000mm	1000/1500/2000/3000mm	1000/1500/2000/3000mm
X/Z 轴快移速度	X/Z axis rapid traverse	6/8m/min	6/8m/min	6/8m/min	6/8m/min	6/8m/min	6/8m/min	6/8m/min
刀架形式	Turret type							
刀架形式	Turret type	Electric type	Electric type	Electric type	Electric type	Electric type	Electric type	Electric type
刀位数	No. of tool stations	4, *6 position	4,*6,*8 position	4,*6,*8 position	4,*6,*8 position	4,*6,*8 position	4,*6,*8 position	4,*6,*8 position
刀具最大截面	Max. section of tool	4P (20x20mm),*6P (16x16mm)	4P (20x20mm),*6P,8P (16x16mm)	20x20mm	25x25mm	25x25mm	25x25mm	25x25mm
尾座	Tailstock							
套筒直径	External diameter	Φ32mm	Φ50mm	Φ55mm	Φ55mm	Φ80mm	Φ75mm	Φ75mm
尾座套筒行程	Travel of tailstock quill	100mm	110mm	120mm	120mm	150mm	150mm	150mm
尾座套筒锥度	Taper of tailstock quill	MT4	MT4	MT4	MT4	MT5	MT5	MT5
电机	Motor							
主轴电机功率	Spindle motor power	4kw	4kw	5.5kw,*7.5kw	5.5kw,*7.5kw	7.5kw,*11kw	11kw	11kw
冷却泵功率	Coolant pump power	120w	120w	120w	120w	250w	250w	250w
机床规格	Machine Dimensions							
机床外形尺寸（长 × 宽 × 高）	Overal dimension (L×W×H)	1620/1850/2100x1150x1600mm	1800/2060x1200x1600mm	1700/2050/2520/3050x1400x1680mm	1700/2050/2520/3050x1400x1680mm	2420/2860/3110/3620x1600x1750mm	2750/3250/3700/4600x1800X2000mm	2750/3250/3700/4600x1800X2000mm
包装箱尺寸（长 × 宽 × 高）	Packing size(L×W×H)	1780/1960/2300x1320x2000mm	1920/2250x1460x2000mm	1850/2250/2640/3200x1530x2020mm	1850/2250/2640/3200x1530x2020mm	2600/3050/3350/3850x1800x2220mm	2900/3400/3800/4700x2000x2250mm	2900/3400/3800/4700x2000x2250mm
净重	N.W	800/900/1050kg	1300/1450kg	1350/1500/1700//2100kg	1400/1600/1800/2200kg	2750/3100/3350/3550kg	2700/2900/3300/3800kg	2800/3000/3500/3900kg
毛重	G.W	950/1100/1200kg	1450/1650kg	1550/1700/1900/2300kg	1600/1800/2000/2400kg	3000/3450/3750/3950kg	2900/3200/3600/4300kg	3000/3300/3700/4400kg

大孔径数控车床

Big Spindle Bore CNC Lathe



CDK6150



CK61100

参数	Specification	CDK6150	CDK6160	CK61100	CK61125	CK61140	CK61160
加工能力	Capacity						
卡盘尺寸	Chuck size	3-jaw chuck(320)/(380)/(400)/(400)	3-jaw chuck(500)	3- jaw chuck(400)/4-jaw chuck(1000)	3-jaw chuck(400)/4-jaw chuck(1000)	4-jaw chuck(1000)	4-jaw chuck(1000)
床身上最大回转直径	Max. swing dia. over bed	500mm	600mm	1000mm	1250mm	1400mm	1600mm
两顶尖距离	Distance between center	1000/1500/2000/3000mm	1000/1500/2000/3000mm	1500/2000/3000/4000/5000/6000mm	1500/2000/3000/4000/5000/6000mm	1500/2000/3000/4000/5000/6000mm	1500/2000/3000/4000/5000/6000mm
拖板最大回转直径	Max. swing dia. over slide	270mm	370mm	680mm/610mm	930mm/860mm	1010mm	1210mm
床身导轨宽度	Width of bed	400mm	400mm	600/650mm/755mm	600/650mm/755mm	755mm	755mm
主轴	Spindle						
主轴转速范围	Spindle speed range	150-800/70-800/70-700/70-700r/min	70-500r/70-500rmin	25-700r/min/10-300r/min	25-700r/min/10-300r/min	10-300r/min	10-300r/min
主轴变速形式	Mode of spindle speed	stepless Frequency Speed Adjustment	stepless Frequency Speed Adjustment	Three gears,Variable speed in one gear	Three gears,Variable speed in one gear	Three gears,Variable speed in one gear	Three gears,Variable speed in one gear
主轴通孔直径	Spindle bore	110/140/160/170mm	200/225mm	105mm/140mm	105mm/140mm	140mm	140mm
主轴鼻端形式	Spindle nose	Short cylindrical thread connection	Short cylindrical thread connection	C11/A2-15	C11/A2-15	A2-15	A2-15
主轴锥度	Taper of spindle	N/A	N/A	Metric1:20/120/Metric1:20/150	Metric1:20/120/Metric1:20/150	1:20/140	1:20/140
进给轴	Axis						
X 轴行程	X axis travel	310mm	310mm	520mm	630mm	720mm	820mm
Z 轴行程	Z axis travel	800mm	800mm	1500mm	1500mm	1500mm	1500mm
X/Z 轴快移速度	X/Z axis rapid traverse	4000/5000mm/min	4000/5000mm/min	4000/5000mm/min	4000/5000mm/min	4000/5000mm/min	4000/5000mm/min
X 轴电机转速	X Axis Motor Speed	1500rpm	1500rpm	1500rpm	1500rpm	1500rpm	1500rpm
X 轴电机扭矩	X Axis Motor Torgue	6N.m	6N.m	15N.m/22N.m	15N.m/22N.m	22N.m	22N.m
X 轴电机功率	X Axis Motor Power	1.5kw	1.5kw	2.4kw/3.5kw	2.4kw/3.5kw	3.5kw	3.5kw
Z 轴电机转速	Z Axis Motor Speed	1500rpm	1500rpm	1500rpm	1500rpm	1500rpm	1500rpm
Z 轴电机扭矩	Z Axis Motor Torgue	10N.m	10N.m	22N.m/30N.m	22N.m/30N.m	30N.m	30N.m
Z 轴电机功率	Z Axis Motor Power	1.5kw	1.5kw	3.5kw/4.7kw	3.5kw/4.7kw	4.7kw	4.7kw
尾座	Tailstock						
套筒直径	External diameter	80mm	80mm	100mm/160mm	100mm	160mm	160mm
尾座套筒行程	Travel of tailstock quill	200mm	200mm	250mm/300mm	250mm/300mm	300mm	300mm
尾座套筒锥度	Taper of tailstock quill	MT5	MT5	MT6	MT6	MT6	MT6
X/Z 轴丝杆直径	X/Z ballscrew	X=25/Z=40mm	X=25/Z=40mm	X=32/Z=63-80mm	X=32/Z=63 for 1.5/2m,Z=80mm for 3m/3m+	X=32/Z=63 for 1.5/2m,Z=80mm for 3m/3m+	X=32/Z=63 for 1.5/2m,Z=80mm for 3m/3m+
刀架	Turret						
刀架形式	Type	Electrical type	Electric type	Electric type	Electric type	Electric type	Electric type
电动刀架型号	Electric tool-post Model	HAK21192	HAK21192	HAK-21280/SLD170A	HAK-21280/SLD170A	SLD170A	SLD170A
刀位数	No. of tool stations	4 position	4 position	4 position	4 position	4 position	4 position
刀具最大截面	Max. section of tool	25x25mm	25x25mm	32x32mm	32x32mm	32x32mm	32x32mm
换刀时间	Turret change time	2.6s	2.6s	4.1s	4.1s	4.1s	4.1s
电机	Motor						
主轴电机功率	Spindle motor power	7.5kw	7.5kw	15kw	15/22kw	22/30kw	22/30kw
冷却泵功率	Coolant pump power	0.125kw	0.125kw	0.125kw	0.125kw	0.125kw	0.125kw
定位精度	Positioning accuracy	0.02mm	0.02mm	0.02mm	0.02mm	0.02mm	0.02mm
重复定位精度	Re-positioning accuracy	0.01mm	0.01mm	0.01mm	0.01mm	0.01mm	0.01mm
机床规格	Machine Dimension						
机床尺寸	Overal dimension (L×W×H)	2800×1750×1800mm for 1 M	2800×1800×1850mm for 1 M	3800×2200×2000mm for 1.5M	3800×2300×2150mm for 1.5M	4700×2500×2550mm for 1.5M	4700×2720×2680mm for 1.5M
包装尺寸	Packing size(L×W×H)	3050×2300×2050mm for 1 M	3050×2300×2100mm for 1 M	4050×2300×2250mm for 1.5M	4050×2300×2400mm for 1.5M	4950×2500×2800mm for 1.5M	4700×2720×2930mm for 1.5M
净重	N.w	2.5t	3.1t	7.5t	8.5t	12.5t	14.5t

性能特点 Features:

大孔车床主要承担管螺纹车削加工的专用机床，此外还可以承担普通车床的车削外圆，镗孔，平面等工作，适用于石油，冶金，化工，水电地质等部门加工与修理钻杆，钻铤，方钻杆，套管等。

Big spindle bore lathe is mainly a special machine tool for pipe thread turning processing, and it can also be used for turning outer circle, boring and flat surface of common lathe. It is applied to processing and repairing drill pipe, drill collar, square drill pipe and casing in petroleum, metallurgy, chemical industry, hydropower and geological departments.

随机附件

①广数 980TC3
②大尺寸卡盘
③ 4 工位电动刀架
④自动润滑系统
⑤自动冷却系统
⑥全封闭防护罩

Standard accessories

① GSK980TC3
② Big size chuck
③ 4 position electric turret
④ Auto-lubrication system
⑤ Cooling system
⑥ Full cover

特殊附件

①不同孔径和长度
② 6 工位电动刀架
③ 8 工位电动刀架
④中心架
⑤西门子 / 发那科系统
⑥气动卡盘
⑦液压卡盘
⑧液压尾座

Optional accessories

① Different spindle bore and length
② 6 station electric turret
③ 8 station electric turret
④ Steady rest
⑤ Siemens and Fanuc CNC controller
⑥ Pneumatic Chuck
⑦ Hydraulic chuck
⑧ Hydraulic tailstock

数控管螺纹车床

CNC Pipe Threading Lathe

性能特点 Features:

- 主轴孔径大通过性高，双卡盘工件夹持稳定。
- 优质高强度铸铁铸造整体床身刚性好，精度高。
- 导轨表面经超音频淬火处理，硬度高，寿命长。
- 拖板采用导轨面贴塑工艺，耐磨性好，精度高。
- Large spindle aperture with high passability and stable workpiece clamping with double chucks.
- High quality and high strength cast iron casting overall bed with good rigidity and high precision.
- The surface of the guide rail is quenched by super audio treatment, with great hardness and long service life.
- The planker adopts the plasticizing process of the guide surface, which is wear-resistant and highly accurate.



QK1319

随机附件

①主轴 2 挡变频调速
②双卡盘夹持
③广数 980TC3 系统
④工具和工具箱
⑤地脚螺栓

Standard accessories

① Spindle 2-speed frequency control
② Double chuck clamping
③ GSK980TC3 system
④ Toolbox with tools
⑤ Foundation bolt

特殊附件

①气动卡盘
②液压卡盘
③ 6 工位 /8 工位电动刀架
④中心架和跟刀架
⑤后支架
⑥西门子系统
⑦发那科系统

Optional accessories

① Pneumatic chuck
② Hydraulic chuck
③ 6/8position electric turret
④ Steady rest and follow rest
⑤ Rear bracket
⑥ Siemens CNC Controller
⑦ Fanuc CNC Controller



QK1327

参数	Specification		QK1313	QK1319	QK1322	QK1325	QK1327
加工能力	Capacity						
卡盘尺寸	Chuck size		3 jaw chuck (380mm)	3 jaw chuck (500mm)	3 jaw chuck (500mm)	4 jaw chuck (630mm)	4 jaw chuck (780mm)
床身最大回转直径	Max. swing dia over bed		630mm	630mm	670mm	800mm	800mm
拖板上最大回转直径	Max. swing dia over slide		330mm	330mm	370mm	535mm	480mm
最大工件长度	Max. length of workpiece		1500mm	1500mm	1500mm	1500mm	1500mm
床身宽度	Width of bed		550mm	550mm	550mm	550mm	600mm
主轴	Spindle						
主轴孔径	Spindle bore		135mm	200mm	225mm	255mm	280mm
主轴转速范围	Spindle speed range		(L):0-130r/min	(L):25-120r/min	(L):25-120r/min	(L):15-100r/min	(L):20-100r/min
			(H):130-800r/min	(H):100-500r/min	(H):100-500r/min	(H):100-350r/min	(H):100-300r/min
主电机功率	Power of spindle motor		11kw	11kw	11kw	15kw	15kw
主轴变速形式	Mode of spindle speed		Variable speed in 2 steps	Variable speed in 2 steps	Variable speed in 2 steps	Variable speed in 2 steps	Variable speed in 2 steps
进给轴	Axis						
X/Z 轴最大行程	Max.travers of X/Z axis		X:350mm	X:350mm	X:350mm	X:420mm	X:420mm
			Z:1250mm	Z:1250mm	Z:1250mm	Z:1250mm	Z:1250mm
X/Z 轴快速移动速度	X/Z rapid traverse		4000/6000mm/min	4000/6000mm/min	4000/6000mm/min	4000/6000mm/min	4000/5000mm/min
X 轴电机转速	X-axis motor	Speed	1500r/min	1500r/min	1500r/min	1500r/min	1500r/min
X 轴电机扭矩		Torgue	10N.m	10N.m	10N.m	10N.m	15N.m
X 轴电机功率		Power	1.5kw	1.5kw	1.5kw	2.8kw	2.4kw
Z 轴电机转速	Z-axis motor	Speed	1500r/min	1500r/min	1500r/min	1500r/min	1500r/min
Z 轴电机扭矩		Torgue	15N.m	15N.m	15N.m	15N.m	22N.m
Z 轴电机功率		Power	2.4kw	2.4kw	2.4kw	2.4kw	3.5kw
刀架	Turret						
电动刀架型号	Electric tool-post	Model	HAK-21240	HAK-21240	HAK-21240	HAK21240	HAK21300
电动刀架数量		No.of tool stations	4 position	4 position	4 position	4 position	4 position
电动刀架尺寸		size	240×240mm	240×240mm	240×240mm	240×240mm	300×300mm
换刀时间		Tool change time	2.6s	2.6s	2.6s	2.6s	2.6s
尾座	Tailstock						
尾座套筒直径	Tailstock quill	Diameter	100mm	100mm	100mm	100mm	100mm
尾座套筒行程		Travel	250mm	250mm	250mm	250mm	250mm
尾座套筒锥度		Taper	MT5	MT5	MT5	MT5	MT6
定位精度 (国家标准)	Positioning accuracy (GB standard)						
定位精度	Positioning accuracy		0.02mm	0.02mm	0.02mm	0.02mm	0.02mm
重复定位精度	Repositioning accuracy		0.01mm	0.01mm	0.01mm	0.01mm	0.01mm
机床规格	Machine Dimensions						
机床外型尺寸	Overall dimension(LxWxH)		3800x1900x1900mm	3800x1900x1900mm	3800x1900x1900mm	3800x1900x1900mm	4200×2100×1900mm
机床重量	Machine weight		4.2t	4.9t	5.5t	6.2t	7t



电动四爪卡盘
Electric 4 jaw chuck



后三爪卡盘
Rear Chuck



四工位电动刀
4 position electric turret



QK1330



QK1335

参数	Specification		QK1330	QK1335	QK1343	QK1353	QK1363
加工能力	Capacity						
卡盘尺寸	Chuck size		4 jaw chuck (780mm)	4 jaw electric(780mm)	4 jaw electric(1000mm)	4 jaw electric(1000mm)	4 jaw electric(1000mm)
床身最大回转直径	Max. swing dia over bed		800mm	1000mm	1000mm	1250mm	1400mm
拖板上最大回转直径	Max. swing dia over slide		480mm	610mm	610mm	860mm	950mm
最大工件长度	Max. length of workpiece		1500mm	1500mm	1500mm	1500mm	1500mm
床身宽度	Width of bed		600mm	755mm	755mm	755mm	755/1100mm
主轴	Spindle						
主轴孔径	Spindle bore		305mm	360mm	440mm	540mm	640mm
主轴转速范围	Spindle speed range		(L):20-100r/min	(L):30-130r/min	(L):23-90r/min	(L):23-80r/min	(L):15-65r/min
			(H):100-300r/min	(H):65-260r/min	(H):65-260r/min	(H):65-220r/min	(H):65-120r/min
主电机功率	Power of spindle motor		15kw	22kw	22kw	30kw	30kw
主轴变速形式	Mode of spindle speed		Variable speed in 2 steps	Variable speed in 2 steps	Variable speed in 2 steps	Variable speed in 2 steps	Variable speed in 2 steps
进给轴	Axis						
X/Z 轴最大行程	Max.travers of X/Z axis		X:420mm	X:550mm	X:550mm	X:650mm	X:750mm
			Z:1250mm	Z:1250mm	Z:1250mm	Z:1250mm	Z:1250mm
X/Z 轴快速移动速度	X/Z rapid traverse		4000/5000mm/min	4000mm/min	4000mm/min	4000mm/min	4000mm/min
X 轴电机转速	X-axis motor	Speed	1500r/min	1500r/min	1500r/min	1500r/min	1500r/min
X 轴电机扭矩		Torgue	15N.m	22N.m	22N.m	22N.m	22N.m
X 轴电机功率		Power	2.4kw	3.5kw	3.5kw	3.5kw	3.5kw
Z 轴电机转速	Z-axis motor	Speed	1500r/min	1500r/min	1500r/min	1500r/min	1500r/min
Z 轴电机扭矩		Torgue	22N.m	30N.m	30N.m	30N.m	30N.m
Z 轴电机功率		Power	3.5kw	4.7kw	4.7kw	4.7kw	4.7kw
刀架	Turret						
电动刀架型号	Electric tool-post	Model	HAK21300	SLD170A04N	SLD170A04N	SLD170A04N	SLD170A04N
电动刀架数量		No.of tool stations	4 position	4 position	4 position	4 position	4 position
电动刀架尺寸		size	300×300mm	300×300mm	300×300mm	300×300mm	300×300mm
换刀时间		Tool change time	2.6s	5.6s	5.6s	5.6s	5.6s
尾座	Tailstock						
尾座套筒直径	Tailstock quill	Diameter	100mm	160mm	140mm	160mm	160mm
尾座套筒行程		Travel	250mm	300mm	300mm	300mm	300mm
尾座套筒锥度		Taper	MT6	MT6	MT6	MT6	MT6
定位精度（国家标准）	Positioning accuracy (GB standard)						
定位精度 (X/Y/Z)	Positioning accuracy(X/Y/Z)		0.02mm	0.02mm	0.02mm	0.04mm	0.04mm
重复定位精度 (X/Z)	Repositioning accuracy(X/Z)		0.01mm	0.01mm	0.01mm	0.02mm	0.02mm
机床规格	Machine Dimensions						
机床外型尺寸 (LxWxH)	Overall dimensions(LxWxH)		4200×2100×1900mm	4900×2200×2300mm	4900×2200×2300mm	4900×2300×2350mm	4900×2300×2350mm
机床重量	Machine weight		7.5t	12t	14t	18t	19t

VMTCNC 池州市豪迈数控机床有限公司 www.wellmachtool.com

管螺纹车床

Pipe Threading Lathe

性能特点 Features:

- 主轴孔径大通过性高，双卡盘工件夹持稳定。
- 优质高强度铸铁铸造整体床身刚性好，精度高。
- 导轨表面经超音频淬火处理，硬度高，寿命长。
- 配备锥度杠装置，方便切削锥度螺纹。
- Large spindle aperture with high passability and stable workpiece clamping with double chucks
- High quality and high strength cast iron casting overall bed with good rigidity and high precision
- The surface of the guide rail is quenched by super audio treatment, with great hardness and long service life
- Equipped with a taper bar device, convenient for cutting taper thread



Q1319



Q1335



Q1353

随机附件

①主轴 2 挡变频调速
②双卡盘夹持
③工具和工具箱
④地脚螺栓
⑤后支架

Standard accessories

① Spindle 2-speed frequency control
② Double chuck clamping
③ Toolbox with tools
④ Foundation bolt
⑤ 1 pcs rear bracket.

特殊附件

①中心架和跟刀架
②后支架

Optional accessories

① Steady rest and Follow rest
② Rear bracket

参数	Specification	Q1313	Q1319	Q1322	Q1325	Q1327	Q1330	Q1335	Q1343	Q1353
加工能力	Capacity									
卡盘尺寸	Chuck size	3-jaw chuck(380mm)	4-jaw chuck(520mm)	4-jaw chuck(520mm)	4-jaw chuck(630mm)	4-jaw chuck(780mm)	4-jaw chuck(780mm)	4 jaw electric(780mm)	4 jaw electric(1000mm)	4 jaw electric(1000mm)
床身最大回转直径	Max. swing dia over bed	630mm	630mm	630mm	800mm	800mm	800mm	1000mm	1000mm	1250mm
刀架上最大回转直径	Max. swing dia over slide	340mm	340mm	340mm	520mm	470mm	470mm	610mm	610mm	860mm
最大顶尖距	Max. length of workpiece	1500mm	1500mm	1500mm	1500mm	1500mm	1500mm	1500mm	1500mm	1500mm
床身宽度	Width of bed	550mm	550mm	550mm	550mm	600/650mm	600/650mm	755mm	755mm	755mm
主轴	Spindle									
主轴孔径	Spindle bore	135mm	200mm	225mm	255mm	280mm	305mm	360mm	440mm	540mm
主电机功率	Spindle motor power	11kw	11kw	11kw	11kw	15kw	15kw	22kw	22kw	22kw
主轴转速	Spindle speed	VF 2steps(40-800)r/min	VF 2steps(30-500)r/min	VF 2steps(15-350)r/min	VF 2steps(15-350)r/min	VF 2steps(20-300)r/min	VF 2steps(20-300)r/min	VF 2steps(30-260)r/min	VF 2steps(23-260)r/min	VF 2steps(20-220)r/min
进给轴	Axis									
纵向进给级数 / 范围	Z axis feed grade/range	32/0.095-1.4mm/r	32/0.095-1.4mm/r	32/0.095-1.4mm/r	32/0.095-1.4mm/r	32/0.095-1.4mm/r	32/0.095-1.4mm/r	32/0.1-1.5mm/r	32/0.1-1.5mm/r	32/0.1-1.5mm/r
横向进给级数 / 范围	X axis feed grade/range	32/0.042-0.7	32/0.042-0.7	32/0.042-0.7	32/0.042-0.7	32/0.042-0.7	32/0.042-0.7	32/0.05-0.75	32/0.05-0.75	32/0.05-0.75
床鞍快速移动速度	carriage rapid traverse speed	3740mm/min	3740mm/min	3740mm/min	3740mm/min	3740mm/min	3740mm/min	3740mm/min	3740mm/min	3740mm/min
滑板快速移动速度	corss slide rapid traverse speed	1870mm/min	1870mm/min	1870mm/min	1870mm/min	1870mm/min	1870mm/min	1870mm/min	1870mm/min	1870mm/min
公制螺纹种类 / 范围	Metric thread grade /range	22/1-15mm	22/1-15mm	22/1-15mm	22/1-15mm	22/1-15mm	22/1-15mm	22/1-15mm	22/1-15mm	22/1-15mm
英制螺纹种类 / 范围	Inch thread grade /range	26/14-1T.P.I	26/14-1T.P.I	26/14-1T.P.I	26/14-1T.P.I	26/14-1T.P.I	26/14-1T.P.I	22/28-2T.P.I	22/28-2T.P.I	22/28-2T.P.I
滑板最大横向行程	Traverse of corss slide	330mm	330mm	330mm	330mm	430mm	430mm	520mm	520mm	620mm
刀架最大行程	Max.Traverse of turret	200mm	200mm	200mm	200mm	250mm	250mm	300mm	300mm	300mm
尾座	Tailstock									
套筒直径	Tailstock quill diameter	100mm	100mm	100mm	100mm	100mm	100mm	160mm	160mm	160mm
套筒行程	Tailstock quill travel	250mm	250mm	250mm	250mm	250mm	250mm	300mm	300mm	300mm
套筒锥度	Tailstock quill taper	MT5	MT5	MT5	MT6	MT6	MT6	MT6	MT6	MT6
机床规格	Machine Dimensions									
机床外型尺寸	Overall dimension(LxWxH)	3700x1710x1480mm	3700x1710x1480mm	3700x1710x1480mm	3750x1750x1550mm	3950x1700x1600mm	3950x1700x1600mm	4900x2150x1650mm	4900x2250x1700mm	5000×2420×2070mm
机床重量	Machine weight	4.3t	4.6t	5t	6t	6.5t	7t	12.8t	13.2t	16t

VMTCNC 池州市豪迈数控机床有限公司 www.wellmachtool.com

数控立车

CNC Vertical Lathe





CK5120

性能特点 Features:

- CK51 系列为半闭环全数控控制车床，客户可根据需要选择 SIEMENS、FANUC 0i Tf、广州数控、华中数控等系统。CK51 系列适合于加工各种铸铁、钢及合金、有色金属、非金属材料等，可以车削内外圆柱、内外圆锥、平面、沟槽、螺纹以及各种旋转曲面体。机床具有良好的系统刚性及高精度、高效率、高稳定性及可靠性。该机床主轴装有编码器，具有恒线速度切削和车螺纹的功能。

- CK51 series are semi-closed loop full CNC controlled lathes, whose available selection systems are SIEMENS, FANUC 0i Tf, Guangzhou CNC, HNC etc. CK51 series are suitable for machining all kinds of cast iron, steel and alloy, non-ferrous metal, non-metal materials, etc. it can turn internal and external cylinders,internal and external cones, flat surfaces, grooves, threads and various rotating curved bodies. The machine has good systen rigidity,high precision, high efficiency, high stability and reliability, whose spindle is equipped with encoders that provide functions of constant linear speed cutting and thread turning.

参数	Specification	CK5112	CK5116	CK5120	CK5123	CK5126
工作台直径	Table dia.	1000mm	1400mm	1800mm	2000mm	2300mm
最大车削直径	Max. turning dia.	1250mm	1600mm	2000mm	2300mm	2600mm
工件最大高度	Max. workpiece height	1000, *1200, *1400mm	1000, *1200, *1400, *1600mm	1200, *1600mm	1300, *1600mm	1350, *1600, *2000mm
工件最大重量	Max. workpiece weight	3.5t	5t	8t	8t	10t
工作台最大扭矩	Max.torque of table	25KN.m	30KN.m	40KN.m	40KN.m	45KN.m
工作台转速范围	Table rotation speed range	1-200r/min	1-160,*(6.3-200)r/min	1-100,*(5-120)r/min	1-80r/min	1-63r/min
垂直刀架最大切削力	Max cutting force of the vertical holder	18KN	22KN	22KN	22KN	22KN
刀架进给量范围（无级）	Range of feed rates(stepless)	0.1-500mm/min	0.1-500mm/min	0.1-500mm/min	0.1-500mm/min	0.1-500mm/min
垂直刀架水平行程	Horizontal travel of rail head	700mm	915mm	1050mm	1250mm	1450mm
垂直刀架滑枕行程	Ram travel of rail head	650mm	800mm,*1000mm	800mm, *1000mm	800mm,*1000mm	800mm,*1000mm
横梁行程	Beam Travel	650mm	850mm	900mm	900mm	950mm
刀架快速移动速度	Fast moving speed of tool heads	2500mm/min	2500mm/min	2500mm/min	2500mm/min	2500mm/min
横梁升降速度	Beam lift speed	440mm/min	440mm/min	440mm/min	440mm/min	440mm/min
刀杆尺寸（宽 x 高）	Tool bar section size(WxH)	30x40mm	30x40mm	30x40mm	30x40mm	30x40mm
主电机功率	Main motor power	22,*30kw	30kw	30kw	30kw	37kw
机床外型尺寸	Overall size(LxWxH)	3800x4050x3080,*3280,*3480mm	4000x4350x3060,*3260,*3460,*3660mm	4300x5000x3530, *3920mm	4550x5200x3530, *3830mm	4750x5200x3730, *3980, *4380mm
机器重量	Machine weight	9t,*9.5t,*10t	12.5t,*13t,*13.5t,*14.2t	17.5t, *18.5t	18.5t,*19.5t	21t,*22.5t,*23.5t

Note: "*" means optional.







CK5240

性能特点 Features:

- CK52 系列零部件加工及装配均采用出口标准制造，左刀架为 DVT 系统控制，可对工件进行粗加工，右刀架为数控系统控制，可对工件进行精加工。客户也可根据需要两侧刀架均采用数控系统控制。数控系统可选配 SSIEMENS、FANUC 0i Tf、广州数控、华中数控等国内外数控系统。CK52 系列可以车削内外圆柱、内外圆锥、平面、沟槽、螺纹以及各种旋转曲面体。该机床主轴装有编码器，具有恒线速度切削和车螺纹的功能。该机床数控刀架定位精度 :0.02/1000mm，重复定位精度 :0.02/1000mm。可满足重承载，强切削，高精度的需要。

- CK52 series parts processing and assembly are based on export standard, whose left tool holder is controlled by DVT system for rough machining of workpiece, and the right too holder is controlled by CNC system for finishing machining of workpiece. Customers can also use CNCsystem to control both too lholders according to their needs. The CNC systems of SIEMENS, FANUC 0i Tf , Guang-zhou CNC, HNC and other domestic and foreign CNC systems are available. CK52 series can turn internal and external cylinders, internal and external cones, planes, grooves,threads and various rotating surface bodies, whose spindle is equipped with encoders that provide functions of constant linear speed cutting and thread turning. The CNC tool holder positioning accuracy is 0.02/1000mm and repeat positioning accuracy

参数	Specification	CK5225	CK5231	CK5240Q	CK5240	CK5250	CK5263	CK5280Q
工作台直径	Table dia.	2250mm	2830mm	2830,*3150mm	3200,*3600mm	4500mm	5700mm	7200mm
最大车削直径	Max. turning dia.	2500mm	3150mm	4000mm	4000mm	5000mm	6300mm	8000mm
工件最大高度	Max. workpiece height	1600, *2000, *2500mm	1600, *2000, *2500mm	1600, *2000, *2500mm	1600, *2000, *2500mm	2500, *3150mm	3150mm	2500,*3150,*4000mm
工件最大重量	Max. workpiece weight	10,*15,*20t	10,*15,*20t	15,*20t	32t	65t	80t	100t
工作台最大扭矩	Max. torgue of worktable	63KN.m	63KN.m	63KN.m	80KN.m	100KN.m	250KN.m	400KN.m
工作台转速范围（16 级）	Table rotation speed range(16steps)	2-63r/min	2-63r/min	2-63r/min	2-63r/min	0.42-42r/min	0.42-32r/min	0.16-16r/min
(4 或 2 档无级)	(Vario in 4 or 2 steps)	0.5-60r/min	0.5-60r/min	0.5-60r/min	1-50r/min	0.42-42r/min	0.42-32r/min	0.16-16r/min
垂直刀架最大切削力	Max cutting force of the vertical holder	32KN	35KN	35KN	40KN	50KN	70KN	100KN
垂直刀架搬度极限	Vertical toolholder move limi	±30°	±30°	±30°	±30°	±30°	±30°	±30°
刀架进给量范围（18 级）	Range of feed rates (18steps)	0.1-500mm/min	0.1-500mm/min	0.1-500mm/min	0.1-500mm/min	0.1-500mm/min	0.1-500mm/min	0.1-500mm/min
垂直刀架水平行程	Horizontal travel of rail head	1400mm	1725mm	2150mm	2150mm	2765mm	3400mm	4400mm
垂直刀架滑枕行程	Ram travel of rail head	1000mm	1000, *1250mm	1000, *1250mm	1000, *1250mm	1250, *1600mm	1600, *2000mm	1250,*2000,*2250mm
横梁行程	Beam Travel	1250mm	1250mm	1250mm	1250mm	2000mm	2150mm	2800mm
刀杆截面尺寸（宽 x 高）	Tool bar section size(WxH)	40x50mm	40x50mm	40x50mm	40x50mm	50x50mm	50x50mm	60x60mm
滑枕截面	Ram section	240x240mm	240x240mm	240x240mm	240x240mm	280x280mm	280x280mm	320x320mm
主电机功率	Main motor power	DC/AV:55kw	DC/AV:55kw	DC/AV:55kw	DC/AV:75kw	DC/AV:90kw	DC/AV:110kw	DC/AV:132kw
机床外型尺寸	Overall size(LxWxH)	7200x5500x4420mm	7900x6200x4420mm	8700x6200x4420mm	9900x8750x5100mm	9900x8750x5100mm	11500x9650x6600mm	13550x11450x7820mm
机器重量	Machine weight	36t	38t	40,*42t	50,*52t	81,*84t	120t	195,*215t





C5116

性能特点 Features:

- C51 系列是根据电机、阀门、水泵、轴承、汽车等行业的需要而设计的专业类产品。本机床适用于高速钢和硬质合金刀具，对黑色金属，有色金属及部分非金属零件的内外圆柱面，端面，切槽等的粗精加工。该机床具有结构简单，维护方便，易操作的特点。操作者可通过操纵手柄和悬挂式按钮站的按钮对车床进行车削操作。
- C51 series is a professional product designed according to the needs of motor, valve, pump,bearing,automobile,and other industries.This machine is suitable for high-speed steel and carbide tools,focusing on roughing and finishing of inner and other cylindrical surface,end face and grooving of ferrous metal,non-ferrous metal and some non-metal parts.
The machine is easy to operate due to simple structure and convenient maintenance.The operate could operate the lathe by manipulating the handle and the buttons of the hanging button station for turning work.

参数	Specification	C5112	C5116	C5120	C5123	C5126
工作台直径	Table dia.	1000mm	1400mm	1800mm	2000mm	2300mm
最大车削直径	Max. turning dia.	1250mm	1600mm	2000mm	2300mm	2600mm
工件最大高度	Max. workpiece height	1000, *1200, *1400mm	1000, *1200, *1400, *1600mm	1200, *1600mm	1200,*1600mm	1350, *1600, *2000mm
工件最大重量	Max. workpiece weight	3.5t	5t	8t	8t	10t
工作台最大扭矩	Max.torque of table	25KN.m	30KN.m	40KN.m	40KN.m	45KN.m
工作台转速范围（16 级）	Table rotation speed range(16steps)	6.2-200r/min	5-160,*6.3-200r/min	3.2-100, *5-160r/min	3.2-80r/min	2.5-63r/min
垂直刀架最大切削力	Max cutting force of the vertical holder	18KN	22KN	22KN	22KN	22KN
垂直刀架搬度极限	Verticai toolholder move limi	±30°	±30°	±30°	±30°	±30°
刀架进给量范围（12 级）	Range of feed rates (12steps)	0.8-86mm/min	0.8-86mm/min	0.8-86mm/min	0.8-86mm/min	0.8-86mm/min
垂直刀架水平行程	Horizontal travel of rail head	700mm	915mm	1050mm	1250mm	1450mm
垂直刀架滑枕行程	Ram travel of rail head	650mm	800mm	800mm	800mm	800mm
横梁行程	Crossbeam travel	650mm	850mm	900mm	900mm	950mm
侧刀架 垂直行程	Vertical stroke	650mm	650mm	900mm	900mm	900mm
Side tool holder 水平行程	Horizontal Stroke	630mm	630mm	630mm	630mm	630mm
(optional) 进给量范围	Feed Range	0.8-86mm/min	0.8-86mm/min	0.8-86mm/min	0.8-86mm/min	0.8-86mm/min
进给量级数	Number of feed steps	12steps	12steps	12steps	12steps	12steps
刀架快速移动速度	Fast moving speed of tool heads	1800mm/min	1800mm/min	1800mm/min	1800mm/min	1800mm/min
横梁升降速度	Beam lift speed	440mm/min	440mm/min	440mm/min	440mm/min	440mm/min
刀杆尺寸（宽 x 高）	Tool bar section size(WxH)	30x40mm	30x40mm	30x40mm	30x40mm	30x40mm
主电机功率	Main motor power	22/30kw	30kw	30kw	30kw	37kw
机床外型尺寸	Overall size(LxWxH)	3800x4050x3080/"3280/"3480mm	4000x4350x3060/"3260/"3460/"3660mm	4300x5000x3530/"3920mm	4550x5200x3530/"3830mm	4750x5200x3730/"3980/"4380mm
机器重量	Machine weight	9t, *9.5t, *10t	12.5t, *13t, *13.5t, *14.2t	17.5t, *18.5t	18.5t, *19.5t	21t, *22.5t, *23.5t







DVT5225

性能特点 Features:

- DVT52 系列执行国家最新精度标准和安全标准，配置国内外先进可靠的机电元件，结构性能卓越，机床刚性强，可以满足强力切削，工件台可以承受大吨位载荷，稳定性好，效率高，安全可靠。DVT52 系列左右刀架均由 DVT 系统控制并配有数显尺，伺服驱动器、X.Z 轴进给伺服电机均采用北京超同步产品。左右刀架 X.Z 轴均由伺服电机通过精密行星减速机增加扭矩驱动滚珠丝杠做水平及垂直运动。
- DVT52 series implement the latest national precision standard and safety standard, equipped with advanced and reliable electro-mechanical components at home and abroad, whose excellent structural performance and strong rigidity can meet the requirement of strong cutting. The table can bear large tonnage load with good stability, high eficiency, safety and reliability. Left and right tool holders of DVT52 series are controlled by DVT system and equipped with digital display scale. Servo drive and X, Z axis feed servo motor are adopted from Beiing Super Synchronous products. The X and Z axes of the left and right tool holders are driven by servo motor through precision planetary reducer to increase the torque to drive the ball screw for horizontal and vertical movements.

参数	Specification	DVT5225	DVT5231	DVT5240Q	DVT5240	DVT5250Q	DVT5250	DVT5263	DVT5280Q
工作台直径	Table dia.	2250mm	2830mm	2830,*3150mm	3200,*3600mm	4500mm	4500mm	5700mm	7200mm
最大车削直径	Max. turning dia.	2500mm	3150mm	4000mm	4000mm	5000mm	5000mm	6300mm	8000mm
工件最大高度	Max. workpiece height	1600, 2000, 2500mm	1600, *2000, *2500mm	1600, *2000, *2500mm	1600, *2000, *2500mm	2000, *2500, *3150mm	2000, *3150mm	3150mm	2500, *3150, *4000mm
工件最大重量	Max. workpiece weight	10,*15,*20t	10,*15,*20t	15,*20t	32t	40t	65t	80t	100t
工作台最大扭矩	Max. torque of worktable	63KN.m	63KN.m	63KN.m	80KN.m	80KN.m	100KN.m	250KN.m	400KN.m
工作台转速范围（16 级）	Table rotation speed range(16steps)	2-63r/min	2-63r/min	2-63r/min	2-63r/min	0.42-45r/min	0.42-42r/min	0.42-32r/min	0.16-16r/min
(4 或 2 档无级）	(Vario in 4 or 2 steps)	0.5-60r/min	0.5-60r/min	0.5-60r/min	1-50r/min	1-45r/min	0.42-42r/min	0.42-32r/min	0.16-16r/min
垂直刀架最大切削力	Max cutting force of the vertical holder	32KN	35KN	35KN	40KN	40KN	50KN	70KN	100KN
垂直刀架搬度极限	Verticai toolholder move limit	±30°	±30°	±30°	±30°	±30°	±30°	±30°	±30°
刀架进给量范围（18 级）	Range of feed rates (18steps)	0.1-500mm/min	0.1-500mm/min	0.1-500mm/min	0.1-500mm/min	0.1-500mm/min	0.1-500mm/min	0.1-500mm/min	0.1-500mm/min
垂直刀架水平行程	Horizontal travel of rail head	1400mm	1725mm	2150mm	2150mm	2765mm	2765mm	3400mm	4400mm
垂直刀架滑枕行程	Ram travel of rail head	1000, *1250mm	1000, *1250mm	1000, *1250mm	1000, *1250mm	1250, *1600mm	1250, *1600mm	1600, *2000mm	1250, *2000, *2250mm
横梁行程	Beam Travel	1250mm	1250mm	1250mm	1250mm	2000mm	2000mm	2150mm	2800mm
滑枕截面	Ram section	240x240mm	240x240mm	240x240mm	240x240mm	300x250mm	280x280mm	280x280mm	320x320mm
刀架快速移动速度	Fast moving speed of tool heads	3500mm/min	3500mm/min	3500mm/min	3500mm/min	3500mm/min	3500mm/min	3500mm/min	4000mm/min
刀杆截面尺寸（宽 x 高）	Tool bar section size(WxH)	40x50mm	40x50mm	40x50mm	40x50mm	50x50mm	50x50mm	50x50mm	60x60mm
主电机功率	Main motor power	DC/AV:55kw	DC/AV:55kw	DC/AV:55kw	DC/AV:75kw	DC/AV:75kw	DC/AV:90kw	DC/AV:110kw	DC/AV:132kw
机床尺寸	Machine dimensions	7200x5500x4420mm	7900x6200x4420mm	8700x6200x4420mm	8700x6200x4420mm	9900x8750x5100mm	9900x8750x5100mm	11500x9650x6600mm	13550x11450x7820mm
机器重量	Machine weight	36t	38t	40, *42t	50, *52t	67, *69, *72t	81, *84t	120t	195, *215t

铣镗床

Milling Boring Machine



TK6411C



TPX6111B/3









参数	Specification	TK6411C	TK6413	TK611C	TK611C/4
工作台尺寸	Worktable size	1350×1000mm	1400×1200mm	1320×1010mm	1320×1010mm
工作台承受最大载荷	Max. loading of worktable	5000kg	5000kg	5000Kg	5000Kg
主轴直径	Spindle diameter	130mm	130mm	110mm	110mm
主轴锥孔（7:24）	Spindle taper (7:24)	ISO50	BT50	ISO50	ISO50
主轴转速	Spindle speed	12-1500,*12-1200r/min	12-1800r/min	12-1100r/min	12-1100r/min
主电机功率	Spindle power	15/18.5kw	15/18.5kw	15kw	15kw
主轴最大扭矩	Max. spindle torque	1500N.m	1500N.m	1100N.m	1100N.m
平旋盘转速	Rotary table speed	N/A	N/A	125r/min	125r/min
工作台横向行程 X	X axis travel	1600	1800mm	1200mm	1800mm
主轴箱垂直行程 Y	Y axis travel	1200,*1600mm	1600mm	1200mm	1200mm
工作台纵向行程 Z	Z axis travel	1200mm	1200mm	1300mm	1300mm
主轴行程 W	W axis travel	550mm	550mm	550mm	550mm
平旋盘滑块行程 U	Horizontal rotary table slider stroke U	N/A	N/A	125mm	125mm
工作台回转 B	Table rotation B	equal division 5°, *1°, * 0.001°	0.001°	N/A	N/A
X/Y/Z 进给速度	X/Y/Z axis feed speed	5-5000mm/min	5-5000mm/min	20-1000mm/min	20-1000mm/min
W 进给速度	W axis feed speed	5-5000mm/min	5-5000mm/min	20-1000mm/min	20-1000mm/min
B 进给速度	B axis feed speed	N/A	5r/min	N/A	N/A
U 进给速度	U axis feed speed	N/A	N/A	0. 2-80mm/min	0. 2-80mm/min
X/Y/Z 快速移动速度	X/Y/Z axis rapid feed speed	10m/min	10m/min	10m/min	10m/min
W 快速移动速度	W axis rapid feed speed	5m/min	5m/min	5m/min	5m/min
B 快速移动速度	B axis rapid feed speed	5r/min	5r/min	N/A	N/A
U 轴快速移动速度	U axis rapid feed speed	N/A	N/A	80mm/min	80mm/min
刀柄规格	Tool shank type	BT50	BT50	BT50	BT50
拉钉标准	Retention knob standard	JB3381. 2-83(50#)	JB3381. 2-83(50#)	BT50	BT50
X/Y/Z/W 定位精度	X/Y/Z/W axis positioning accuracy	0.03mm	0.03mm	0.03mm	0.03mm
定位精度 B 轴任意角度	B axis positioning accuracy of any angle	10"	15"	N/A	N/A
工作台四点定位	4 point positioning of worktable	N/A	N/A	12"	12"
X/Y/Z/W 重复定位精度	X/Y/Z/W axis re-positioning accuracy	0.02mm	0.02mm	0.02mm	0.02mm
重复定位精度 B 轴任意角度	B axis re-positioning accuracy of any angle	4"	5"	N/A	N/A
电气总容量	Total power capacity	60kVA	60kVA	50kVA	50kVA
机床轮廓尺寸（参数）	Machine dimensions	6000×5600×3600mm	6200×6800×3800mm	5500×3050×2900mm	5500×3800×3300mm
数控系统	CNC system	FANUC-0i Mf Plus	FANUC-0i Mf Plus	FANUC-0i Mf Plus	FANUC-0i Mf Plus

参数	Specification		TPX6111B	TPX6111B/2	TPX6111B/3
主轴直径	Spindle diameter		110mm	110mm	110mm
主轴最大扭矩	Max.torque of spindle		1225N.m	1225N.m	1225N.m
径向滑动最大扭矩	Max.torque of radial slide		1960N.m	1960N.m	1960N.m
主轴最大轴向推力	Max.axial thrust of spindle		12250N	12250N	12250N
主轴锥度	Spindle taper		MT6(Optional:ISO50 7:24)	MT6(Optional:ISO50 7:24)	MT6(Optional:ISO50 7:24)
工作台尺寸	Worktable size（L×W）		1100x960mm	1100x960mm	1600x1300mm(*1400x1200mm)
工作台行程	Worktable travel	Longitudinal(Z) with/without tailstock	900/1400mm(*750/1250mm, 700/1200mm)		1400mm
		Cross(X)	900mm	1250mm	1600mm
主轴中心线离工作	Distance from spindle center line	Max.(Y)	900mm	900mm	1200mm
台面距离	to worktable surface	Min.	0mm	0mm	0mm
主轴最大行程	Max.travel of spindle		600mm	600mm	600mm
径向滑动的最大行程	Max.travel of radial facing slide		180mm	180mm	180mm
工作台最大允许载荷	Max.permissible load of table		2500kg	2500kg	5000kg
主轴转速级数	Speed number of spindle		22 steps	22 steps	22 steps
主轴转速范围	Speed range of spindle		8-1000r/min	8-1000r/min	8-1000r/min
径向滑动速度数	Speed number of radial facing slide		18 steps	18 steps	18 steps
径向滑动速度范围	Speed range of radial facing slide		4-200r/min	4-200r/min	4-200r/min
主轴、主轴箱、横向和纵向鞍座的快速移动速度	Rapid traverse speed of spindle, headstock, cross & longitudinal saddles		2500mm/min	2500mm/min	2500mm/min
平盘快移速度	Rapid speed of rotary table		1r/min	1r/min	1r/min
主轴、主轴箱和工作台每转的进给量	Feed number of spindle, headstock and table per spindle revolution		18 steps(H/L speed)	18 steps(H/L speed)	18 steps(H/L speed)
每旋转一次铣镗头，主轴箱，横向和纵向鞍座上的径向滑动进给级数	Feed steps of radial slide on facing head, headstock, cross & longitudinal saddles per facing head rotation		18 steps	18 steps	18 steps
每旋转一圈，铣镗头、主轴箱、横向和纵向鞍座上径向滑动的进给范围	Feed range of radial slide on facing head, headstock, cross & longitudinal saddles per facing head revolution		0.08-12mm	0.08-12mm	0.08-12mm
主轴、主轴箱、横向和纵向鞍座的进给范围	Feed range of spindle, headstock, cross & longitudinal saddles per spindle revolution	When spindle speed is 8-400r/min	0.04-6mm(0.0016-0.2362")	0.04-6mm(0.0016-0.2362")	0.04-6mm(0.00160.2362")
		When spindle speed is 500-1000r/min	0.01-1.88mm(0.0004-0.074")	0.01-1.88mm(0.0004-0.074")	0.011.88mm(0.0004-0.074")
测量系统的读数精度	Reading accuracy of measuring system	Metric	0.005mm	0.005mm	0.005mm
		Inch	0.0005"	0.0005"	0.0005"
镗孔精度	Boring accuracy		IT7	IT7	IT7
镗孔粗糙度	Roughness of boring hole		3.2/—1.6/	3.2/—1.6/	3.2/—1.6/
镗孔直径（主轴原点距刀尖距离≤ 450mm）	Boring diameter(Distance between spindle nose and tool tip ≤450mm)		∅ 50- ∅ 240mm	∅ 50- ∅ 240mm	∅ 50- ∅ 240mm
主电机功率	Main motor power		7.5kw	7.5kw	7.5kw
快移电机	Rapid motor power		3kw	3kw	3kw
机器外形尺寸（长 × 宽 × 高）	Overall dimension(L×W×H)		4910×2454×2750mm	4930×2870×2750mm	5117×3359×3079mm
机器重量（约）	Machine weight (approx)		13000kg	14500kg	17000kg

参数	Specification		TPX6113B	TPX6113B/2
主轴直径	Spindle diameter		130mm	130mm
主轴最大扭矩	Max.torque of spindle		2950N.m	2950N.m
径向滑动最大扭矩	Max.torque of radial slide		4694N.m	4694N.m
主轴最大轴向推力	Max.axial thrust of spindle		31360N.m	31360N.m
镗轴锥度	Boring spindle taper		MT8(Optional:ISO50 7:24)	MT8(Optional:ISO50 7:24)
主轴最大行程	Max. travel of spindle		900mm	900mm
工作台最大行程	Max. travel of worktable	Longitudinal with boring stay	1500mm	1500mm(special supplied)
		Longitudinal without boring stay	2000mm(special supplied)	2000mm
		Cross	1600mm	2000mm
主轴中心线离工作台面距离	Distance from spindle axis to table surface	Max.	1400mm	1800mm
		Min.	0mm	0mm
铣镗头径向刀架的最大行程	Max.travel of radial tool holder on facing head		250mm	250mm
工作台最大承载	the worktable is locating in the middle of the lower saddle		8000kg	10000kg
	the worktable is locating in the end of the lower saddle		6300kg	7000kg
工作台尺寸	Worktable size（L×W）		1600x1400	1800x1600
主轴转速范围	Range of spindle speed		8-800r/min	8-800r/min
铣镗头转速范围	Range of facing head speed		2.5-125r/min	2.5-125r/min
主轴、主轴箱、工作台纵向和工作台横向的快速速度	Rapid speed of spindle, headstock, table longitudinal and table cross		1-2500mm/min	1-2500mm/min
工作台快速旋转速度	Rapid rotary speed of worktable		1.2r/min	1.2r/min
主轴、主轴箱和工作台纵向和横向进给范围	Range of spindle, headstock and table longitudinal & cross feeds		1-2500mm/min	1-2500mm/min
径向滑动进给范围	Range of radial facing slide feeds		1-1560mm/min	1-1560mm/min
测量系统的读数精度	Reading accuracy of measuring system		0.01mm	0.01mm
镗孔精度	Boring accuracy		IT7	IT7
镗孔粗糙度	Boring roughness		3.2/—1.6/	3.2/—1.6/
镗孔直径（主轴原点距刀尖距离≤ 450mm）	Boring diameter (Distance between spindle nose and tool tip ≤450mm)		φ50-φ240mm	φ50-φ240mm
主电机功率	Main motor power		15kw	15kw
快移电机	Rapid motor power		3.5kw	3.5kw
机器外形尺寸（长 × 宽 × 高）	Overall dimension of machine(L×W×H)		6995×3647×3442mm	7030×4665×3800mm
机器重量（约）	Weight of the machine(approx)		24000kg	28000kg

性能特点 Features：

- TPX611 系列机床为单立柱，侧挂箱体，十字滑座式工作台结构的普通卧式铣镗床，为同类机床中的加强镗杆型，主要适用于箱体零件的平面铣削和孔系加工。
- 机床各导轨均采用宽截面矩形导轨副，聚四氟乙烯专用导轨贴面，人工精细刮研配合，耐磨耐压，机床的刚性及稳定性良好。
- 主轴箱端部配备有平旋盘，能镗削较大的孔和平面。
- 工作台 4x90 度位置，采用四点手动单销定位结构，定位精确可靠。
- 机床标配带 X、Y 两坐标光栅数显，显示准确可靠。
- 可选用挂轮架，进行螺纹切削加工，扩大机床的加工范围。

- TPX611 series machine are ordinary horizontal milling and boring machines with single column, side hanging box and cross sliding table structure. They are reinforced boring bars of similar machine tools and are mainly suitable for plane milling and hole machining of box parts.
- Each guide rail of the machine tool adopts rectangular guide rail with wide cross section, PTFE special guide veneer, match with artificial fine scraping, wear resistance and pressure resistance, the rigidity and stability of the machine tool is good.
- The end of the spindle box is equipped with a flat rotary disk, which can bore larger holes and planes.
- The worktable is 4x90 degrees, and adopts four-point manual single-pin positioning structure, which ensures accurate and reliable positioning.
- The machine tool is equipped with X and Y coordinate grating digital display, which is accurate and reliable.
- You can choose a change gear bracket to cut threads and expand the machining range of the machine tool.